



# Environmental strategies to replace DDT and control malaria



2<sup>nd</sup> extended edition

A healthy world for all.

Protect humanity and the environment from pesticides. Promote alternatives.

---

© Pestizid Aktions-Netzwerk (PAN) e.V.  
Nernstweg 32, 22765 Hamburg  
Tel. +49 (0)40 - 399 19 10 - 0  
E-mail: [info@pan-germany.org](mailto:info@pan-germany.org)  
[www.pan-germany.org](http://www.pan-germany.org)

Hamburg, December 2010  
Editor: Carina Weber  
Author: Vanessa Laumann  
Layout: Ulrike Sommer, grafik:sommer, Hamburg  
ISBN: 978-3-9812334-8-3  
2<sup>nd</sup> extended edition

Photos front page: mosquito: CDC/James Gathany; farmer group: van den Berg;  
workers: CDC; *Gambusia*: CDC; neem: J.M. Garg

**This project was supported by:**



Bundesministerium  
für Umwelt, Naturschutz  
und Reaktorsicherheit

**Umwelt  
Bundes  
Amt**   
Für Mensch und Umwelt

The supporting institutions accept no responsibility for the correctness, accuracy or completeness of the information, or for the observance of the private rights of third parties. The views and opinions expressed herein do not necessarily reflect those of the supporting institutions.

# Environmental strategies to replace DDT and control malaria

2<sup>nd</sup> extended edition



5	.....	<b>Preface</b>
6	.....	<b>Summary</b>
7	..... Section 1	<b>Malaria – A deadly disease</b>
9	..... Section 2	<b>Parasites and vectors – Favourable conditions increase populations</b>
11	..... Section 3	<b>The current anti-malaria approach</b>
13	..... Section 4	<b>List of pesticides recommended for malaria control – A list of concern</b>
14	..... Section 5	<b>Non-pesticidal interventions</b>
14	.....	Environmental management
16	.....	Biological control
19	..... Section 6	<b>Messages from the field</b>
19	.....	Malaya/Zambia Lessons from history
21	.....	Kenya Environmentally friendly malaria control in Malindi and Nyabondo
22	.....	Sri Lanka Farmer Field Schools – A case study of integrated pest and vector management
24	.....	Vietnam A holistic National Malaria Control Programme
25	.....	Mexico Pioneers of a sustainable strategy
27	.....	India Diverse approaches for bioenvironmental malaria control
30	.....	Tanzania Strong links between research, government and local people
35	.....	<b>Conclusion</b>
37	.....	<b>Literature</b>

## Preface

**In 1985 Pesticide Action Network (PAN) International published a »Dirty Dozen« list of particularly hazardous pesticides. In targeting these chemicals and highlighting their adverse effects, PAN initiated a process for strict controls, bans and ultimate elimination of these and other pesticides that endanger health or the environment. The »Dirty Dozen«, which included DDT, was carefully chosen to provide examples of negative impacts – such as acute poisonings, reproductive effects, cancer or endocrine disruption – of different pesticides. This successful campaign has contributed to a considerable reduction in the use of the listed pesticides, and many are now globally banned. In spite of its known hazards, many countries still use DDT in the fight against malaria.** According to the legally binding Stockholm Convention on Persistent Organic Pollutants (POPs), which became effective 2004, the use of DDT must be reduced and ultimately eliminated. A study by PAN Germany, »DDT and the Stockholm Convention – States on the edge of non-compliance« (PAN Germany, 2009), has shown that the actions to reach this goal are insufficient.

But what alternatives to DDT are available? Governments are faced with two options for malaria vector control: either to use alternative pesticides to DDT or to implement a range of integrated measures largely based on non-pesticidal approaches. The number of pesticides approved by the World Health Organisation for use against mosquitoes is limited, leading to problems of resistance and ineffective spray regimes. As shown in this study, many of these approved alternatives to DDT are also highly hazardous.

Malaria control programmes need to expand the range of public health measures at their disposal and adopt approaches that will avoid the potential adverse health and environmental impacts from pesticides. These approaches can also contribute to rolling back other diseases.

This study examines the problems of malaria. It identifies options for non-pesticidal interventions largely incorporating environmentally-based strategies. Seven countries provide examples of successful alternative strategies from different continents.

Messages from the field indicate that political will and engaging the affected communities in control actions are essential ingredients for a safer and more effective malaria control strategy. The experiences presented here demonstrate that less hazardous approaches to malaria control are possible. Many scientists, politicians, community and village health workers, community groups, funding agencies and foundations already contribute to the implementation of low-risk malaria control approaches as an alternative to DDT, and some have been a valuable source for this study.

We want to thank all those who have contributed to this study, particularly Charles Mbogo, Henk van den Berg, Jorge Méndez-Galván, Andrea Brechelt, Virendra Dua, Gerry Killeen, Khadija Kannady, Juma Mcha, Yussuf Simai, Christoph Zingg, Robert Sumaye, Jamidu Katima, Silvani Mng'anya, Jamal Kiama, Vera Ngowi, Loyce Lema, Abdallah Mkindi, Andrew Rebold, Gabriel Batulaine, Jessica Kafuko, Francis Semwaza, Sarah Moore and Barbara Dinham. We hope that this study stimulates readers to join the promising efforts to further develop and implement safer approaches to malaria control.

*Carina Weber*  
(Director, PAN Germany)

## Summary

**Malaria is one of the major global health problems and has a devastating impact on many populations, particularly in Africa. The main tools and strategies currently employed to control malaria are medicines for its prevention and treatment, and chemicals to control the mosquito vectors.**

Chemical strategies focus on insecticide treated nets and indoor residual spraying. But these chemical applications pose established and suspected risks for human health and the environment. Medical and chemical approaches can become ineffective through development of resistance – by mosquito vectors to chemicals and by parasites to pharmaceuticals. The widely-banned pesticide DDT is still used in many countries to control the vectors of malaria, even though the legally binding Stockholm Convention on Persistent Organic Pollutants (POPs) calls for its global elimination.

An alternative for reducing the incidence of malaria lies in the development of integrated strategies systematically based on social and ecological approaches. This study sets out the importance of analysing a specific situation in order to develop a holistic strategy of interventions which will be appropriate to the vectors and the local conditions. The strategies proposed recognise the importance of community participation, health education, surveillance, improving public health systems, decentralization of malaria control implementation, local capacity building, income generation, involvement of civil society organisations, support of local research, intersectoral and regional cooperation.

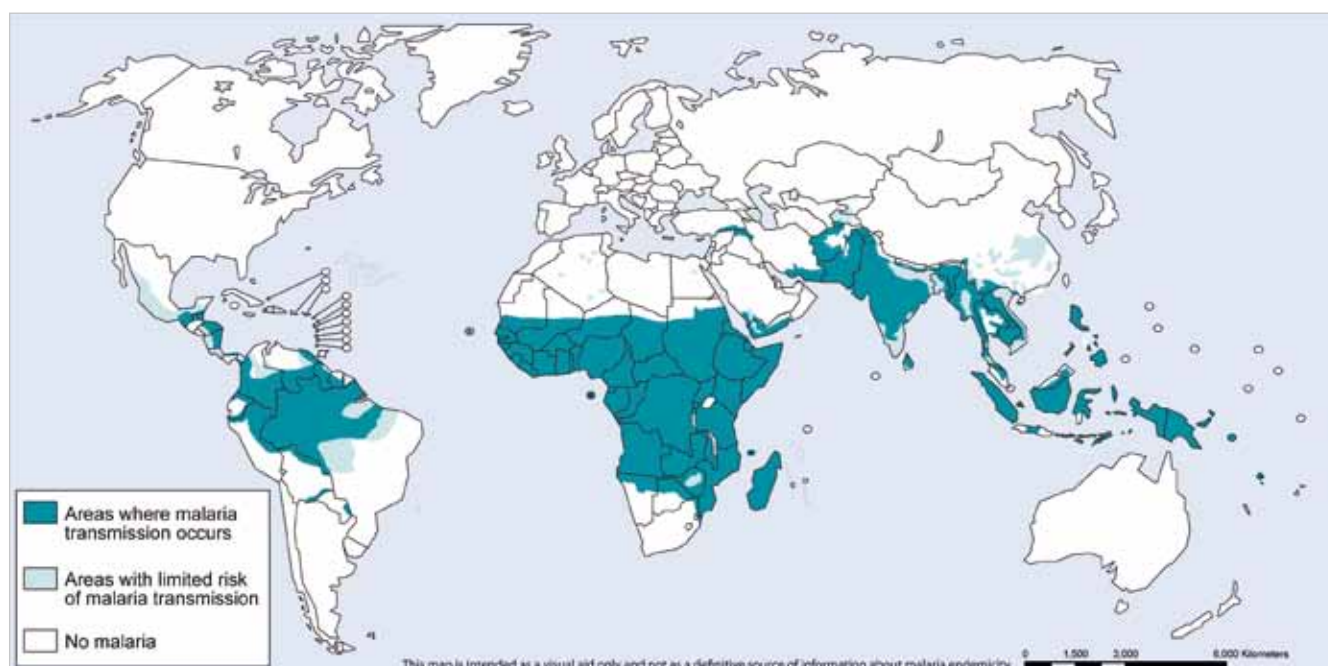
The study presents examples of successful interventions that do not depend on pesticides. The Zambian and Mexican experience demonstrates how environmental management strategies can be successful. Pilot projects in rural, urban and industrial sites in Kenya, Sri Lanka and India demonstrate success with bio-environmental malaria control. Programmes in Vietnam and Mexico show that it is possible to phase out dependence on DDT, reduce reliance on pesticides and bring down malaria rates. Projects in Tanzania highlight the role of community members in applying low technology non-toxic interventions at minimum cost and for sustaining the national malaria control efforts.

Efforts to develop alternative tools to complement and replace insecticide-based vector-control strategies must be developed, strengthened and implemented. They can reduce the burden of malaria and simultaneously produce many benefits. The positive aspects of ecological strategies include sound protection of the environment and human health, enhanced general health status, long-term sustainability and contribute to rural development.

## Malaria – A deadly disease

**Malaria is an infectious parasitic disease which has been a deadly human companion for millennia. As populations migrated from tropical Africa into Eurasia and later across the ocean to the Americas, malaria parasites moved with their human hosts. Malaria became a worldwide disease.** At the turn of the twentieth century 77 percent of the global population was at risk of malaria. During the twentieth century, efforts to control malaria restricted its distribution, so that by 1994 the percentage of the global population at risk had decreased to 46 percent (Figure 1). However, massive population growth meant that the absolute number of people exposed to malaria had increased dramatically, particularly on the African continent. Today, three billion people – almost half the world population – are at risk of infection in 109 malarious countries and territories. This results in around 250 million cases and approximately one million deaths annually. Malaria may cause miscarriages, and infected women are at risk of bearing low birth weight babies, who in turn are at increased risk of premature death. An estimated 85 percent of malaria deaths occur among children under five. Malaria is now prevalent in tropical and subtropical regions and is thus regarded as a »tropical disease« with the vast majority of cases occurring in Africa.<sup>1, 2, 3, 4</sup>

(Figure 1) Global distribution of areas where malaria transmission occurs in 2008. Source: World Health Organisation (2008)



The term *malaria* (from the Italian *mala aria* meaning foul air) bundles together the disease consequences of mainly four parasites. Two of them are by far the most important: *Plasmodium (P.) falciparum* and *Plasmodium vivax*. All parasites produce fevers and anaemia. *P. vivax malaria* produces temporary debilitation during the course of and in the aftermath of the fever. The death toll of *P. vivax* is estimated at perhaps 1 – 2 percent of those with severe untreated infections during epidemics. This infection can result in relapses many months or even years after an apparent cure due to a dormant liver stage. *P. falciparum* malaria can bring about severe anaemia and if untreated can produce cerebral malaria which may lead to coma and death. Without medical care death toll of *P. falciparum* cases among infected non-immune people is estimated to range between 25 and 50 percent. It is responsible for almost all deaths from malaria.<sup>3</sup>

The understanding of the epidemiology of malaria has changed dramatically over the last century with significant implications for mosquito control practices. In western pharmacology the bark of the cinchona tree, which contains the alkaloid quinine, was used to treat *P. falciparum* for centuries, and from the nineteenth century quinine\* was the first disease specific drug. Strategies to reduce malaria by environmental control of mosquito breeding sites opened up following some important discoveries: in 1880 Alphonse Laveran, a French military physician, identified parasites in the blood of malaria patients. In 1897, Ronald Ross concluded that the mosquito was the vector for malaria. In the same year, Grassi proved that the female *Anopheles* mosquito was the vector for human malaria. These findings led to some targeted vector control interventions, for example in the Panama Canal, Indonesia, Malaysia and the Zambian copper belt. By manipulating the breeding environment, malaria was effectively reduced. In the first half of the twentieth century malaria was eliminated from the United States and most of Europe by improving environmental and social conditions, including changes in land use, agricultural practices and house construction. These gains often coincided with economic and social developments.

In the 1950s and 1960s, the Global Eradication Campaign, spearheaded by the World Health Organisation (WHO), integrated the use of the insecticide dichlorodiphenyltrichloroethane (DDT), first synthesized in 1874, into its programme. The strategy depended on chloroquine for treatment and prevention and DDT for vector control, whereas environmental management activities almost disappeared. Initially, the campaign was very successful but the programme could not be sustained. The cost was high, many communities objected to repeated spraying of their houses, and resistance emerged to chloroquine among *Plasmodium (P.)* parasites and to DDT among *Anopheles (A.)* mosquitoes. Global eradication was officially abandoned in 1972. Since then, the burden of malaria has increased substantially in many parts of the world and its eradication remains elusive.<sup>2, 3, 4, 5</sup>

Today, many tools – biological, environmental, chemical and medical – exist to combat malaria but an environmentally safe, healthy and sustainable strategy remains a challenge. Strategies are overly-reliant on chemical-based interventions.

\* Quinine attacks only the merozoite stage of the malaria parasite and does not eliminate the gametocytes. Therefore, it reduces just the symptoms and does not prevent humans from being infected.<sup>7</sup>



## Parasites and vectors – Favourable conditions increase populations

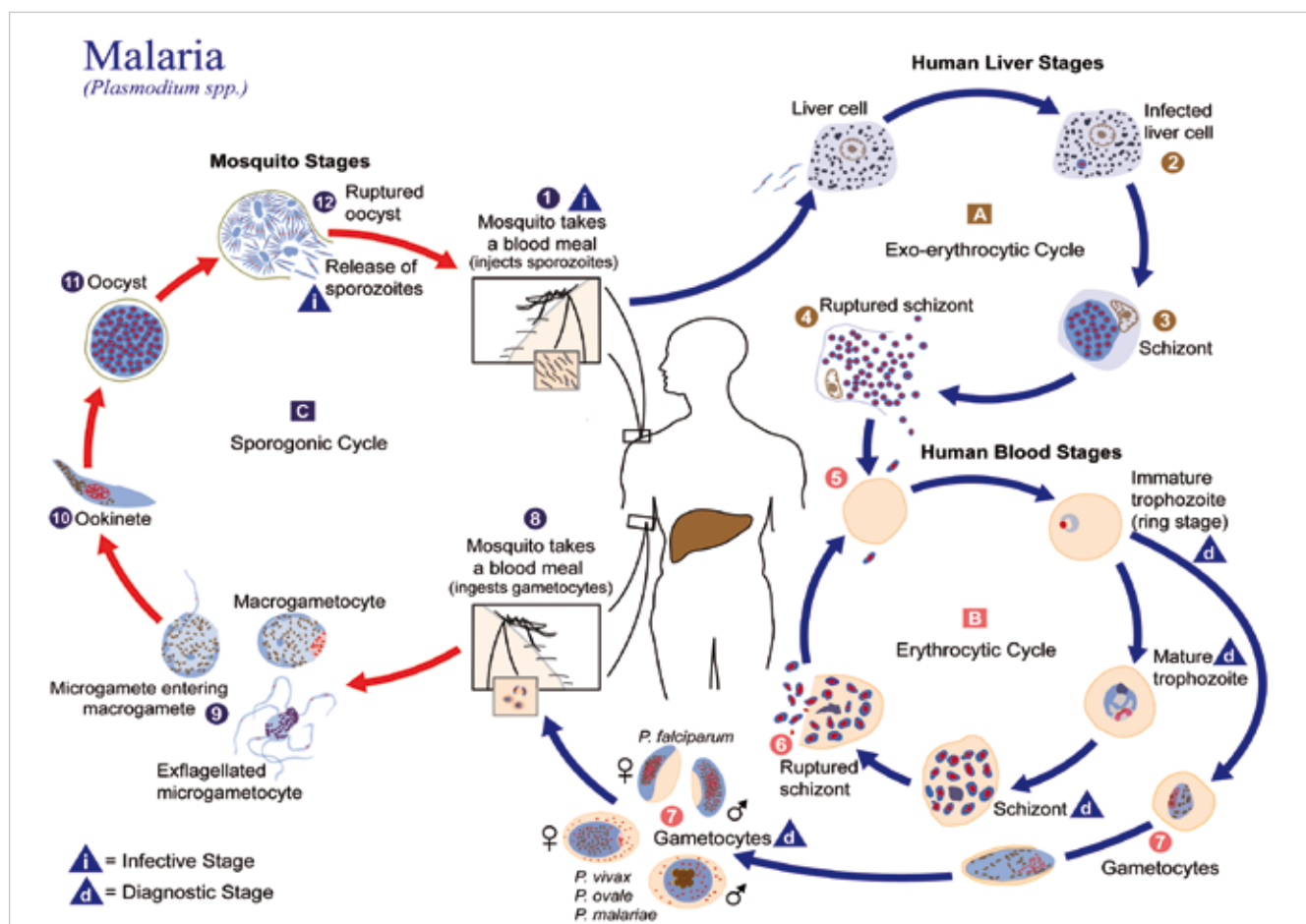
Malaria is a highly complex disease caused mainly by four parasites (*P. falciparum*, *P. vivax*, *P. malariae*, *P. ovale*) and vectored by a large number of anopheline mosquito species. Malaria epidemiology depends on many factors including the environment (climate, topography, hydrology and housing); human actions (land use and occupation, daily activities and habits, migration); malaria prevalence; and entomological factors (density, flight range, breeding, feeding and resting habits of mosquitoes, infection rate).<sup>6</sup>

Malaria infections are a consequence of an intricate series of ecological interactions between malaria parasites, mosquitoes and humans (Figure 3). The infection of the human host with a *Plasmodium* parasite begins with the bite of an infected *Anopheles* mosquito (Figure 2). Adult females require blood meals for egg production. Sporozoites are transmitted via the saliva of a feeding mosquito; they rapidly access the human blood stream and enter the host's liver. The asymptomatic liver stage usually lasts about five to six days. After cellular division merozoites generate and invade the blood. Repeated cycles of multiplication take place in red blood cells, destroying invaded cells and infecting others. Periodic blood cell invasion and bursting every two or three days produces the classic human malaria symptoms of recurrent fevers and chills. Some merozoites develop into gametocytes, which can be ingested by a feeding mosquito where they



(Figure 2) Female *A. freeborni* taking a blood meal from a human host. Source: CDC/James Gathany (2004)

(Figure 3) Life cycle of *Plasmodium*. Source: CDC/Alexander J. da Silva, PhD Melanie Moser (2002)



again develop into infective sporozoites. The mosquito becomes infectious to its next blood meal donor approximately two weeks – depending on temperature – after ingesting gametocytes.<sup>4, 5, 7</sup>

The parasites have different temperature requirements for reproduction within the mosquito host. *P. vivax* has adapted to the widest range of temperature and can extend its seasonal reach into the Arctic although temperatures must exceed 15°C for at least a month. *P. falciparum* does not reproduce when the temperature drops below 19°C. It is the dominant parasite in sub-Saharan Africa.<sup>3</sup>

About 40 anopheline mosquito species can transmit malaria. All mosquitoes require water for their larvae development. The species' preferences for breeding habitats vary considerably and can be highly selective. Major factors are shade or sun exposure, still or flowing water, temperature, salt content, surface vegetation, floatability and organic pollution. Mosquitoes breeding in the tropical zone in water temperatures of 23 – 27°C usually complete their aquatic growth within two weeks. The behavioural patterns of adult mosquitoes also vary between species. Most mosquitoes of tropical species fly within a range of 1 – 3 km. Some species fly and feed between the hours of dusk and dawn when the air is humid; others fly and feed during daytime hours. Usually, mosquitoes enter houses to feed in the early hours of the night. Mosquitoes resting indoors are termed endophilic (Box 1) and those feeding indoors are termed endophagic. Mosquitoes which prefer humans as a source of blood are called anthropophilic and animal-feeders are termed zoophilic. Exophilic mosquitoes rest outdoors using sheltered places or plants for breeding and resting sites. After entering houses endophilic mosquitoes rest for 2 – 3 hours and remain indoors for a further 24 – 48 hours until the blood has been digested and the ovaries contain mature eggs. They then leave the house in search of a suitable aquatic site for egg deposition.<sup>7</sup>

Broadly, there are three distinctive requirements for the transmission of malaria:

- a critical level of population density
- a critical percentage of permanently parasitized individuals as a reservoir of *plasmodia*<sup>8</sup>
- zones of endemic infection of a temperature and altitude to maintain the presence of mosquitoes (disease density)<sup>3</sup>

As an example, in sub-Saharan Africa the main vectors *A. gambiae* and *A. funestus* are very efficient malaria vectors because they have relatively high anthropophily, longevity and density. Malaria transmission intensity is highly variable but the average annual rate at which people are bitten by infectious mosquitoes is estimated at 121 infected bites per person a year in Africa.<sup>2</sup> In some places, it is not unusual to find several hundred mosquitoes in one room during a single night, 1 – 5 percent of which are infectious.<sup>9</sup>

Many tools exist to control malaria and to attack the parasite at different stages of its life cycle. But it is important to understand the epidemiology of malaria, which depends on the biology and ecology of local vectors, the distribution and behaviour of people and environmental conditions. Analysis of the local situation is essential in order to develop a holistic strategy of interventions for effective and sustainable malaria control appropriate to conditions and vectors.

(Box 1) **Mosquito behaviour:**

Endophilic	rest indoors
Exophilic	rest outdoors
Endophagic	feed indoors
Exophagic	feed outdoors
Anthropophilic	prefer human blood
Zoophilic	prefer animal blood

## The current anti-malaria approach

After the failure of the global malaria eradication programme interest in malaria was reduced until the late 1990s. Industry lost its interest in supporting research on insecticides and drugs and national malaria control programmes collapsed in many malaria endemic countries.<sup>9</sup> In 1998 the »Roll Back Malaria« initiative was launched comprising more than 500 partners: international organisations including the World Health Organisation (WHO), the World Bank, UN Environment Programme (UNEP) and UNICEF; representatives of endemic countries and their partners; the private sector; non-governmental and community-based organisations; foundations; and research and academic institutions. Initiatives for drug discovery, vaccine development and increased financing of control efforts were launched including the Multilateral Initiative on Malaria, Medicines for Malaria Venture and the Malaria Vaccine Initiative. Major financial support came forward from the Global Fund to Fight AIDS, Tuberculosis and Malaria, the World Bank and the US-American President's Malaria Initiative. At the 2000 Abuja Summit African governments set goals to achieve large improvements in malaria treatment and prevention. Since then, malaria control has intensified in endemic countries, supported by the increased investment of financial resources and technical assistance from the international community.

The Roll Back Malaria initiative aims at halving the number of deaths from malaria by 2010. The long term global strategy again aims to eliminate malaria worldwide. Roll Back Malaria has identified the following targets to realise this ambition: 80% of people at risk from malaria are using locally appropriate vector control methods such as long-lasting insecticidal nets, indoor residual spraying and, in some settings, other environmental and biological measures; 80% of malaria patients are diagnosed and treated with effective anti-malarial treatments in areas of high transmission, 100% of pregnant women receive intermittent preventive treatment. A focus is on malaria in the highly endemic areas of sub-Saharan Africa where the global burden is highest.

Currently, the main methods for malaria control are insecticide-treated nets, indoor residual spraying of pesticides, chemotherapy (pharmaceutical treatment) and chemoprophylaxis (prophylactic use of pharmaceuticals) (Figure 4, Box 2) and the Global Action Plan of Roll Back Malaria promotes the further scaling-up of these interventions.



(Figure 4) Main current malaria interventions:

- 1 Chemoprophylaxis (Malarone®)
- 2 Indoor Residual Spraying in Ethiopia  
Source: Bonnie Gillespie (2007)
- 3 Insecticide-Treated Net in Africa  
Source: P Skov Vestergaard Frandsen (2007)



## List of pesticides recommended for malaria control – A list of concern

All but one of the pesticides recommended by WHO for IRS and ITNs to control malaria are on the PAN International List of Highly Hazardous Pesticides. The PAN List of Highly Hazardous Pesticides is based on widely accepted standards and can be found at [http://fao-code-action.info/action\\_centre.html](http://fao-code-action.info/action_centre.html) (see below, »Spotlights«). The following overview indicates reasons for concern associated with these pesticides and the value of adopting non-chemical approaches wherever and whenever possible.

(Table 1) List of pesticides recommended for malaria control, hazard indications

WHO recommended pesticides	WHO recommended IRS dosage <sup>12</sup>	WHO estimate of duration of effective action <sup>12</sup>	Reasons for listing at PAN International List of Highly Hazardous Pesticide <sup>13</sup>
Alpha-cypermethrin (pyrethroid)	0.02 – 0.03 g/m <sup>2</sup>	4 – 6 months	• Highly toxic to bees <sup>14</sup>
Bendiocarb (carbamate)	0.1 – 0.4 g/m <sup>2</sup>	2 – 6 months	• Highly toxic to bees <sup>14</sup>
Bifenthrin (pyrethroid)	0.025 – 0.05 g/m <sup>2</sup>	3 – 6 months	• Highly toxic to bees <sup>14</sup> • US EPA: Possible human carcinogen (Group C) • EU: At least one study providing evidence of endocrine disruption in an intact organism* • Highly bioaccumulative <sup>15</sup> • Very persistent in water/sediment <sup>16</sup>
Cyfluthrin (pyrethroid)	0.02 – 0.05 g/m <sup>2</sup>	3 – 6 months	• Highly toxic to bees <sup>14</sup>
Deltamethrin (pyrethroid)	0.01-0.025 g/m <sup>2</sup>	2 – 3 months	• Highly toxic to bees <sup>14</sup> • EU: At least one study providing evidence of endocrine disruption in an intact organism*
DDT (organochlorine)	1 – 2 g/m <sup>2</sup>	> 6 months	• EU: At least one study providing evidence of endocrine disruption in an intact organism* • US EPA: Probable human carcinogen (Group B2) • IARC: Possibly carcinogenic to humans (Group 2B) • EU (Directive 67/548): Substance which causes concern for humans owing to possible carcinogenic effects (Category 3) • POP pesticide <sup>17</sup> • PIC pesticide <sup>18</sup>
Etofenprox (pyrethroid)	0.1 – 0.3 g/m <sup>2</sup>	3 – 6 months	• Highly toxic to bees <sup>14</sup>
Fenitrothion (organophosphate)	2 g/m <sup>2</sup>	3 – 6 months	• Highly toxic to bees <sup>14</sup> • EU: At least one study providing evidence of endocrine disruption in an intact organism*
Lambda-cyhalothrin (pyrethroid)	0.02 – 0.03 g/m <sup>2</sup>	3 – 6 months	• Highly toxic to bees <sup>14</sup> • EU: At least one study providing evidence of endocrine disruption in an intact organism* • EU (Directive 67/548): Very toxic by inhalation (R26)
Malathion (organophosphate)	2 g/m <sup>2</sup>	2 – 3 months	• Highly toxic to bees <sup>14</sup> • US EPA: Suggestive evidence of carcinogenicity but not sufficient to assess human carcinogenic potential • EU: Potential for endocrine disruption (ED), <i>in vitro</i> data indicating potential for endocrine disruption in intact organisms, also includes effects <i>in vivo</i> that may or may not be ED-mediated, may include structural analyses and metabolic considerations
Pirimiphos-methyl (organophosphate)	1 – 2 g/m <sup>2</sup>	2 – 3 months	• Not listed as Highly Hazardous Pesticide according to PAN
Propoxur (carbamate)	1 – 2 g/m <sup>2</sup>	3 – 6 months	• US EPA: Probable human carcinogen (Group B2)

\* Not a formal weight of evidence approach

## Non-pesticidal interventions

**Current practice for malaria control is based on the rapid treatment of cases with effective anti-malarials and the protection of individuals from mosquito vectors using insecticide-treated nets or indoor spraying of insecticides.** The strategy relies heavily on chemical pesticides and their efficacy is undermined by the development of vector resistance, vector behavioural adaptations, logistics and funding problems. Furthermore, pesticides pose established and suspected hazards to human health and the environment. The 1992 *Rio Declaration on Environment and Development (Rio Declaration)* calls for mitigating risks and the World Health Assembly 50.13 (1997) calls on governments »to take steps to reduce reliance on insecticides for control of vector-borne diseases through promotion of integrated pest management approaches in accordance with WHO guidelines, and through support for the development and adaptation of viable alternative methods of disease vector control«. The Stockholm Convention on Persistent Organic Pollutants calls for reduced reliance on DDT for vector control with the »goal of reducing and ultimately eliminating the use of DDT«.

Many vector control interventions exist and have proven to be effective, comprising environmental management including personal protection, biological and chemical measures.<sup>19, 20, 21</sup>

This report emphasises non-pesticidal interventions. These are frequently neglected even though they appear to be safe to humans, environmentally sound, relatively cost-effective, locally available and sustainable in comparison to chemical tools which are widely adopted.

### Environmental management

**Environmental management is defined by the WHO as »the planning, organisation, carrying out and monitoring of activities for the modification and/or manipulation of environmental factors or their interaction with man with a view to preventing or minimizing vector propagation and reducing man-vector-pathogen contact.«** There are three categories: **environmental modification; manipulation to target the larval stages of the mosquito life-cycle; and non-pesticidal personal protection.**<sup>7</sup> Additionally, traps and targets can be used for mass trapping or killing of adult mosquitoes. (Box 3)

(Box 3) **Environmental management**

- Environmental modification (e.g. land levelling)
- Environmental manipulation (e.g. intermittent irrigation)
- Personal protection (e.g. house improvement or bednets)
- Traps and targets

**Environmental modification** aims to create a permanent or long-lasting effect on land, water or vegetation to reduce vector habitat. It has been successfully implemented in large scale interventions in Panama, Italy, Malaysia, Indonesia, the Tennessee Valley of the US and the Zambian copper belt (Section 6, Page 19). In Zambia for example, draining wetlands by the creation of ditches or drains (Figure 5, Figure 9), land levelling, filling depressions or covering water tanks and

stagnant water were among the approaches applied to prevent, eliminate or reduce the vector habitat. Initially, these interventions required significant costs but they contributed to the reduction or elimination of mosquito breeding habitats.<sup>22</sup> Any such interventions should be critically evaluated to protect biodiversity as large-scale draining projects could adversely affect natural wetlands, ecosystems that are in decline worldwide.<sup>5</sup> Several pilot projects have recently been initiated to implement more sustainable and less pesticide-intensive approaches. Small-scale modifications that concentrate on human-made breeding habitats have been successfully put in place in combination with other interventions, for example: in Uganda filling puddles<sup>23</sup>; in Kenya drying out stagnant pools (Section 6, Page 21); in Sri Lanka covering water containers (Section 6, Page 22); in India filling pits<sup>24</sup> and low lying areas (Section 6, Page 27); and in Zanzibar clearing out standing pools of water (Section 6, Page 32). On the other hand the development of irrigation schemes and construction of dams can increase the risk of malaria transmission. Risks have to be evaluated at the design stage to mitigate or avoid them.<sup>25</sup> Reduction of mosquito breeding sites can be achieved through planting trees with high water requirements. Planting local water-intensive tree-species like eucalyptus can help to reduce the surface water (e.g. in Kitwe, Zambia<sup>26</sup> and at BHEL, India (Section 6, Page 27)) and create a source of income for local people (e.g. in Kheda, India<sup>24</sup>). However, these interventions should also be critically evaluated to protect biodiversity. Polystyrene beads have been used to prevent mosquito breeding in small confined water collections by hindering larvae respiration and preventing adult mosquitoes from laying their eggs on the water surface (e.g. in Kheda<sup>24</sup> and at BHEL, India (Section 6, Page 27)).<sup>27</sup>

**Environmental manipulation** refers to activities that reduce larval breeding sites through temporary changes. The regular clearing of vegetation from water bodies or – depending on the vector species – elimination of shade or planting of shade trees may prevent egg deposition (vegetation management). Flushing streams<sup>28</sup>,<sup>29</sup>, periodically changing the water level of reservoirs or changing water salinity can eliminate breeding sites, but the impact on non-target organisms must be critically evaluated.<sup>7</sup> Malaria epidemics associated with irrigated rice lands can be minimised by introducing intermittent irrigation to control breeding sites (e.g. in Sri Lanka, Kenya<sup>30</sup>, and China<sup>31</sup>). Periodic draining of the fields prevents the mosquito larvae from completing their development cycle and may increase the crop yield (water management). Environmental manipulation is best implemented at the community level with assistance from educational institutions.<sup>6</sup>



(Figure 5) Reconstructing a drainage canal in order to provide a permanent waterway promoting the free-flow of water through a malaria-prone region. Source: CDC (1981)

**Non-pesticidal personal protection** strategies for malaria prevention have historically been practised, particularly by locating houses away from breeding sites to reduce the human-vector contact. A distance of 1.5 to 2 km from major breeding sites may significantly reduce transmission.<sup>7</sup>

Female *Anopheles* mosquitoes are attracted by the exhalation of carbon dioxide and other human odours and they can be discouraged by improved ventilation, effective rubbish disposal strategies and setting aside a defined space for domestic animals.<sup>32</sup> Modification of human habitation has been shown to reduce the risk of malaria. In Sri Lanka poorly constructed houses were found to harbour significantly higher numbers of mosquitoes.<sup>33</sup> Screens can prevent mosquitoes entering houses.<sup>34</sup> Mosquito nets can reduce the human vector contact and provide, even untreated, a certain degree of protection against malaria infection.<sup>35</sup> Covering eaves and repairing cracks and holes may reduce transmission. Clearing vegetation around houses may remove the breeding and resting sites of mosquitoes. Personal protection can be achieved through the use of long sleeved shirts and pants as well as repellents – the most universal of mosquito control practices to deter nuisance bites. Some societies use smoke. Some communities have built their houses on stilts, above the flight patterns of mosquitoes.<sup>3</sup> Domesticated animals can reduce the malaria cycle of infection through a process called zooprophylaxis (parasites die when an infected mosquito injects parasites into the bloodstream of an animal), but livestock may also increase the density of mosquito populations. This increase has been documented in a few areas where livestock are kept in a compound where people sleep outside.<sup>3, 36</sup>

**Traps and targets:** An easily constructed trapping device is effective against disease-carrying mosquitoes, and is an option for preventing outdoor transmission. Traps can be baited with synthetic human odours.<sup>37</sup> Attractants of plant origin (fruit or flowers) laced with a toxic sugar bait can also reduce the populations of malaria-transmitting mosquitoes.<sup>38</sup>

## Biological control

**Biological methods of malaria control use natural enemies of mosquitoes and biological toxins to suppress the vector population. The principal biological control agents are predators, particularly fish and the bacterial pathogens *Bacillus thuringiensis israelensis (Bti)* and *Bacillus sphaericus (Bs)*. Other promising organisms include fungal pathogens, nematodes and the aquatic plant *Azolla*.** (Box 4)

Natural toxins of *Bti* and *Bs* are lethal to larvae of many mosquito species. Different formulations of *Bti* have been found effective against larvae of mosquitoes like *A. albimanus* or *A. gambiae*. These formulations are innocuous to most non-

### (Box 4) Biological control

- Bacterial larvicides (e.g. *Bti/Bs*)
- Predators (e.g. larvivorous fish)
- Botanicals including repellents, larvicides (e.g. neem), biological insecticides and medicinal herbs
- Nematodes
- Fungi
- Aquatic plant *Azolla*
- Sterile mosquitoes



target aquatic organisms and to vertebrates. They constitute environmentally safe larvicides.<sup>6</sup> Commercially available strains of *Bti* for use against mosquito larvae are manufactured in the United States, Canada, Russia, India and Cuba and are sold under the trade names e.g. Aquabac® or Vectobac®.<sup>6</sup> The first production facility in Africa has been installed by the International Centre for Insect Physiology and Ecology (ICIPE) at Nairobi.<sup>22</sup> Typically, pellets or liquids are distributed on the surface of stagnant water (Figure 6). Depending on the environmental conditions *Bti* may remain effective from 24 hours to over one month.<sup>39</sup> *Bti* is an important part of mosquito control in the United States, but is not part of large-scale malaria control operations in other countries.<sup>6</sup> Recently, its application has proven to be effective in the Mwea Irrigation Scheme<sup>30</sup>, in Mbita<sup>40</sup>, Malindi, Kenya (Section 6, Page 21) and Dar es Salaam, Tanzania (Section 6, Page 30).

Larvivorous fish have been used for mosquito control for at least 100 years. *Gambusia*, guppies, *Tilapia* and carp, among others, feed on the aquatic larval stages thereby decreasing the abundance of mosquitoes (Figure 7). Fish are a safe and inexpensive malaria control option that can be easily introduced in defined breeding sites.<sup>41, 42</sup> In Betul (India) *Gambusia* was introduced into small and large ponds.<sup>108</sup> Guppies were used in Kheda (India).<sup>24</sup> Fish were effective in storage area and containers in Sri Lanka<sup>43</sup>, in brick pits in Uganda<sup>23</sup>, in rice fields in China<sup>44</sup> and in tanks, drains, pools, and ponds in India (Section 6, Page 27). Furthermore, fish farming can provide economic, agricultural and nutritional benefits for the local population. Use of exotic predators should be avoided or critically evaluated to protect biodiversity and prevent displacement of native fish, as has occurred with the introduction of *Gambusia* to certain habitats.<sup>6</sup>

Several plants are significant botanical repellents of mosquitoes. This involves use of either live-potted plants or thermal expulsion from a source of heat.<sup>45</sup> Products of the neem tree have been shown to exhibit a wide range of effects on mosquitoes. Neem oil extracted from its seeds has repellent properties and has been successfully tested as a biolarvicide for anopheline mosquito control.<sup>46</sup> Citronella is most commonly found in herbal insect repellents. Its efficacy is comparable to that of the chemical repellent DEET (*N,N*-Diethyl-3-methylbenzamide), but it provides shorter protection time.<sup>47</sup> Neem oil and citronella oil mixed with coconut oil as the main inert ingredient is effective, showing results against the most common adult mosquitoes and offering protection against the sun.<sup>48</sup>

Products based on natural pyrethrum, correctly applied, can be used to control adult mosquitoes without negative effects on human health. However, the high price of the raw material, which is mainly produced in Kenya, makes the products too expensive for common use in tropical countries.<sup>48</sup>

Traditional medicines have been used to treat malaria for thousands of years, for example the modern drug ACT is derived from a medicinal herb (*Artemisia annua*), and *Euphorbia hirta* (Figure 8) found in tropical areas exhibits antimalarial activity.<sup>49</sup> Protozoa, nematodes, fungi and the aquatic plant *Azolla* have all shown promise as a means of controlling mosquito populations under experimental conditions.



(Figure 6) Applying *Bacillus thuringiensis* to kill anopheline larvae. Source: Mbogo (2006)



(Figure 7) *Gambusia* preparing to eat a mosquito larva. Source: CDC (1976)



(Figure 8) *Euphorbia hirta* in Kenya (Malaria drug). Photo: Weber (2006)

Nematodes have shown potential to reduce mosquito larvae.<sup>50</sup> Certain fungal pathogens can be used on indoor surfaces of houses against adult mosquitoes.<sup>51, 52</sup> A jumping spider, *Evarcha culicivora*, might have a role in efforts to control malaria; this naturally occurs around Lake Victoria (Uganda, Kenya) and chooses as preferred prey the blood-carrying female *Anopheles* mosquito.<sup>53</sup> Finally, the development of the first transgenic mosquito was announced in 2000. The manipulation of genes has created sterile mosquitoes\* or mosquitoes with an altered choice of blood target from man to animal. Another approach has engineered malaria-resistant mosquitoes. But the release of transgenic mosquitoes into the wild is unlikely to occur for another 10 – 20 years and its impact must be fully evaluated.<sup>54</sup> In summary, a wide range of non-pesticidal methods may be used to control malaria vectors. The interventions should match the specific local ecological, epidemiological and environmental conditions for successful implementation. Several environmental management techniques have been successful, particularly in the early 20<sup>th</sup> century. Non-pesticidal interventions are most effective when combined with improved surveillance, use of anti-malarial drugs, education and community involvement, although their systematic review has been limited. They require thorough preparation and perseverance. While being cost effective in the longer term, they produce relative high initial costs.<sup>55</sup> As a consequence, current implementation is rather limited. But concerns with the use of chemicals in relation to sustainability, human health and environmental impacts have encouraged pilot projects for lower pesticide-intensive approaches. Their successful implementation is presented in the next section.

\* Insects can also be sterilized with radiation (sterile insect technique).

## Messages from the field

**Reports on recent progress in the control of malaria (including the World Malaria Report) focus mainly on chemical interventions such as indoor residual spraying, and insecticide-treated nets, as well as the use of antimalarial drugs for therapy or as a prophylactic.**

Studies demonstrate that the burden of malaria was recently reduced by 50 per cent or more in Eritrea<sup>56</sup>, Rwanda, Sao Tome and Principe and Zanzibar<sup>57</sup> mainly due to the high coverage of insecticides, impregnated bednets and the use of ACTs.<sup>1</sup> A high coverage of LLINs in Niger, Kenya, Rwanda, Ghana, Zambia, Ethiopia and Tanzania resulted in effective control of malaria.<sup>58, 59, 60, 61, 62, 63</sup> Widespread application of indoor residual spraying in Mozambique, South Africa and Swaziland led to observed declines in malaria case numbers.<sup>64, 65</sup> Generalized indoor residual spraying and case management since 2003 on Bioko Island (Equatorial Guinea) resulted in reduced *P. falciparum* infections.<sup>66</sup>

Problems of using pesticides such as DDT continue to exist in many countries.<sup>67</sup> Non-chemical control programmes using environmental management and biological control have been promoted or tested in pilot projects. But sustained implementation is uncommon<sup>68</sup> and support insufficient. This report presents case studies from seven countries: a historical project (Zambia) which demonstrates that environmental management is cost-effective; four pilot projects which use non-pesticidal approaches to fight malaria effectively (Kenya, Sri Lanka, India); two National Control Programmes which stopped use of DDT and significantly reduced the incidence of malaria (Vietnam, Mexico); and a country where the cooperation between research institutions, donors, the malaria control programme and local people effectively reduced the incidence of malaria (Tanzania). The projects are characterized by improved or sustained malaria control; significant reduction in pesticides; cost-effective interventions; reduced environmental and health impacts and data on the malaria control methods; and, where available, the figures on development of malaria incidences (Figure 13, 15, 18, 22, Table 2).

### Lessons from history

**Prior to the 1940s – largely before DDT and other pesticides became widely available – a number of large scale projects were implemented which effectively reduced malaria.** These projects focused on the reduction or elimination of mosquito breeding habitats (Figure 9). Malcolm Watson (1873 – 1955), a malariologist, was one of the pioneers who implemented environmental modification measures in rural and urban areas. He carried out detailed entomological surveys and examined the spatial distribution of malaria.

After identifying the principal breeding sites responsible for malaria transmission he applied selective larval control, which since then has been called »species sanitation«. This concept was first elaborated by Watson in western Malaya in the early decade of the 20<sup>th</sup> century. There, he dramatically reduced the incidence of malarial infections by implementing engineering approaches such as draining swamps and clearing vegetation.<sup>69</sup>

### Malaya/Zambia .....



(Figure 9) Workers practising »vector control« by digging a drainage ditch (southern United States). Source: CDC (1920s)

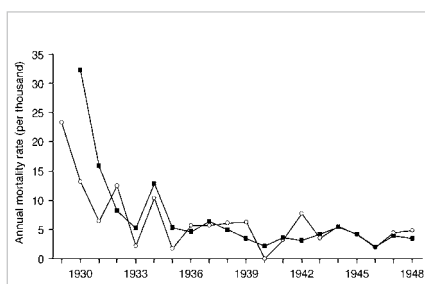
One prominent example of a historical malaria control strategy which incorporated environmental management as the central feature is a programme implemented between 1929 and 1949 in former Northern Rhodesia, present-day Zambia. During the English colonial period four copper mining companies were operating in the country. In mid 1927 copper mining commenced at the Roan Antelope near Kitwe. It was difficult to attract labours because workers were afraid of dying if they were to stay permanently. The area was known to be hyperendemic for malaria and malaria was probably the leading cause of death. *P. falciparum* was the predominant species. *A. gambiae* and *A. funestus* were the predominant malaria vectors. *A. gambiae* was found in unshaded pools close to the river and open water tanks and wells. *A. funestus* prefers shaded banks, flooded areas and swamps.

The mine funded a malaria control and general sanitation programme, devised by the Ross Institute for Tropical Diseases in London. Malcolm Watson was in charge of malaria control at the institute. Between 1929 and 1949 the programme applied a multiplicity of interventions, most of which were centred on environmental management (clearing vegetation, modifying river boundaries, draining swamps, oiling and house screening). Many breeding sites were identified along the nearby Luanshya River, and its bank was modified and vegetation cleared. Shortly after the interventions were put in place, people became confident that the dangers of the river had been addressed and moved to the area, taking up work in the company. Housing conditions were improved and houses were screened. Water supply and sanitation facilities were also improved and a hospital was established. For some of the employees, mosquito nets and quinine administration was provided for prevention and cure of malaria.

The programme was well organized and rigorously implemented by the mining authority. Surveillance and monitoring allowed for a flexible approach. Malaria incidence rates and adult mosquito densities were monitored from the outset. The local community was mobilized, motivated and supervised to carry out the control measures.

During the first year of record-keeping the malaria incidence rate among the company employees reached 514 per thousand. It was halved after the first year of intervention and again halved one year later, remaining relatively stable after 1935. Overall mortality rates decreased dramatically, probably due to the reduction of malaria (Figure 10). The programme was implemented for 20 years and DDT was only utilised in the last five years as an additional intervention strategy. Even though the interventions required a high initial capital investment they were remarkably cost-effective, and allowed unprecedented economic development.<sup>70</sup>

The environmental management strategies proved to be sustainable over the long-term enabling development of the Zambian copper belt by effectively controlling malaria. The project required significant input of labour. The approach was initiated under colonial rule, using a top-down, authoritarian approach with an initial capital investment of over US\$1 million. Politically this approach is no longer acceptable and strategies favour community-based approaches supported by governments and/or non-governmental organisations.<sup>71</sup> Nevertheless the experience demonstrates that environmental management is cost-effective and can underpin economic development in a malaria-prone area.<sup>22</sup>



(Figure 10) Annual mortality rates (per thousand) due to diseases among Europeans (white dots) and Africans (black dots) living and working at the Roan Antelope copper mine.

Source: Watson (1953), extracted from Utzinger (2001)<sup>70</sup>

## Environmentally friendly malaria control in Malindi and Nyabondo

Kenya .....

**Kenya is among the five African countries where over half of the malaria cases occur. The majority of cases are caused by the parasite *P. falciparum*.<sup>1</sup> Geographically, 70 percent of the country is prone to epidemics; 20 million people are at constant risk of malaria and 26,000 children die every year.** The National Malaria Strategy recommends ITNs as the major focus of malaria control and their use, together with coverage of both ITN and effective ACT therapy has been expanding. The National Malaria Control Programme distributed 7.1 million ITNs in 2006, of which 6.3 million were LLINs, and provided five million courses of ACT in 2006. As a result, there are indications that malaria morbidity and mortality is on a decline.<sup>72</sup> While the Division of Malaria Control does not carry out alternative control strategies, it recommends the use of larvicides, environmental management, zooprophylaxis, aerial space spraying and using coils, screens and repellents. During epidemics, indoor residual spraying is generally conducted, commonly using the insecticide lambda-cyhalothrin.<sup>73, 74</sup>

There are concerns about the use of pesticides in East Africa. In addition to potential harmful effects on humans and the environment, they can adversely affect the economy. Between 1997 and 2000 Europe imposed a ban on imports of fish products from the region around Lake Victoria due to elevated insecticide residues in East African products. This led to a proposal in early 2003 by the Minister of Environment and Natural Resources to ban the use of DDT. However, malaria control still mainly relies on pesticides.<sup>74</sup>

To demonstrate how malaria can be controlled in different settings in Kenya in a more ecological and cost-effective way two pilot projects were initiated in 2004 and 2005 by the Swiss foundation Biovision in urban Malindi and rural Nyabondo. Scientific assistance comes from two local research institutions, ICIPE and the Kenyan Medical Research Institute (KEMRI), and local civil society organisations support the initiative. The project areas offer malaria mosquitoes numerous man-made breeding sites. To inform about the danger presented by stagnant water pools, local people are trained to become „Mosquito-Scouts“. Public awareness campaigns provide malaria information, „Mosquito days“ are initiated to activate the local community for environmental management (through, for example, draining pools and canals, filling in pools of stagnant water) and personal protection is encouraged (Figure 11). Malaria awareness is incorporated into education in schools. Biological agents like *Bacillus thuringiensis israelensis* and neem are used to kill mosquitoes in their larval stage. LLINs have been distributed to improve personal protection. Monitoring and evaluation is essential, and the results are assessed to adapt malaria interventions to the local situation.<sup>75, 76, 77</sup>

The interventions resulted in larval and mosquito reductions and reduced malaria cases among children. From Malindi it is reported that malaria cases have halved from 10,000 at the beginning of the project (2005) to 5,000 in 2008.<sup>78</sup>



(Figure 11) ITNs for personal protection and clearing blocked drainages (water management) in Kenya. Source: Mbogo (2009)

..... Sri Lanka Farmer Field Schools – A case study of integrated pest and vector management

**Farmer Field Schools (FFS) are an effective practical, field based learning strategy which work with farmers to transform agricultural practices by reducing dependence on pesticides and implement integrated pest management (IPM). IPM can improve yield and profits. Similarly, integrated vector management (IVM) strategies can help communities to tackle vector-borne diseases while reducing dependence on pesticide interventions. IVM and IPM strategies can be integrated into the FFS learning experience, particularly in areas where malaria (or other vector-borne diseases) is rife.**

Sri Lanka is one of the Asian countries most affected by mosquito-borne diseases, with two species of malaria parasites, *P. vivax* and *P. falciparum*, being prevalent. The main mosquito vector is *A. culicifacies*. Agricultural practices pose several public health risks, especially in rice growing regions, because paddy fields and irrigation systems facilitate mosquito breeding. Research has identified the association between the development of irrigated rice lands and malaria epidemics.<sup>43</sup>

Malaria control activities are mainly based on chemical and pharmaceutical interventions in Sri Lanka. Early detection and prompt treatment is the mainstay of parasite control with support from the health infrastructure. Indoor residual spraying with malathion has been the major vector control measure, used in conjunction with insecticide-treated nets for personal protection and community awareness building through health education. But interest in developing non-pesticidal approaches has been growing especially as mosquitoes have developed resistance to DDT and malathion.<sup>79</sup>

FFS training was established in Sri Lanka in 1995, providing practical field-based sessions with groups of rice farmers (Figure 12). A community-based pilot project, funded by the Food and Agriculture Organisation of the UN (FAO), UNEP and WHO, combining integrated pest and vector management began in 2002. The aim was to reduce the use of, and dependence on, pesticides not only in paddy cultivation but also for disease vector control. Farmers were both motivated and introduced strategies to reduce mosquito-borne diseases through environmentally sound methods that required no cost outlay. No monetary incentives were given to participants to attend the programme.

By mid-2006, the project had held 67 FFS on integrated pest and vector management. Participants were voluntarily conducting ecosystem management activities in their paddy fields including: levelling land to reduce the number of puddles; cleaning and water management of irrigation systems to make the current faster to avoid mosquito breeding; draining fields to prevent mosquito larvae reaching the adult stage; clearing coconut shells and containers; covering water containers at regular time intervals; and minimising pesticide use to conserve natural enemies of pests and mosquito vectors. In addition, participants eliminated breeding sites, applied oil, salt or fish to wells and water storage tanks and improved environmental sanitation in the residential areas.<sup>80, 81, 82, 83</sup>

The field school generated visible enthusiasm and self-confidence among farmers. The Department of Agriculture has reported both increased productivity and lower use of pesticides in the test areas. Lower mosquito larvae densities have been reported due to higher predator densities. Adult *Anopheles* density was significantly suppressed in some areas. Attributable to the project was also an increase of 60 percent in the use of bednets due to greater awareness about personal protection.<sup>84</sup>

The pilot project successfully achieved active participation of the community for the purpose of pest and vector management. The significant reduction of the vector species has shown that sound ecosystem management led by residents in a rice ecosystem has the potential to interrupt malaria transmission. For effective malaria control the ecosystem management should be accompanied by efficacious case treatment for pathogen control and by increasing knowledge through community education that encourages behaviour change to reduce human-vector contact.<sup>43</sup>

(Figure 12) Farmer presenting their results of field observations and agro-ecosystem analysis during weekly Farmer Field School sessions, Kendewa village, Anuradhapura District, Sri Lanka. Photo: van den Berg (2002)



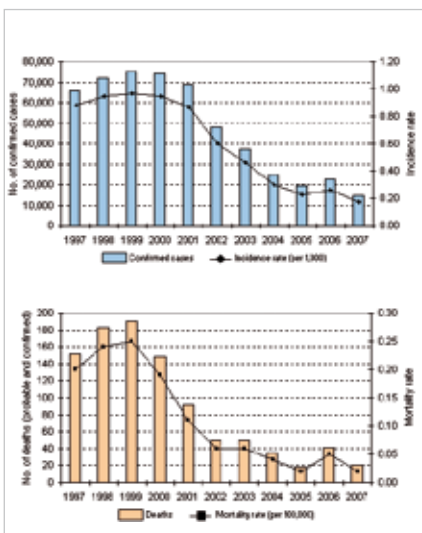
..... Vietnam A holistic National Malaria Control Programme

In 1991, Vietnam experienced a devastating malaria epidemic causing over one million malaria cases and almost five thousand deaths. Due to a general economic decline, investment for malaria control had fallen dramatically. Post-war population movements and shortages in drugs and insecticides contributed to the resurgence of malaria<sup>85</sup> and the shortages had not been compensated by other methods and approaches. In the same year, the government launched the National Malaria Control Programme. Since then funds to tackle malaria have increased from both domestic and external sources. DDT-spraying was abandoned and insecticide-treated nets became the key intervention. IRS became more targeted using pyrethroids. Mefloquine and later Artemisinin-based drugs replaced the chloroquine, quinine and sulfadoxin/pyrimethamine treatments to which parasites had become resistant. Today, commune and village health workers, motivated by government incentives, detect and treat 65 percent of all malaria cases. By 2006, the number of reported malaria cases was less than 100,000 – a spectacular decrease compared to the 1991 figures (Figure 13).<sup>86</sup>

The key factors for the success of malaria control were a holistic approach based on extensive communication campaigns, public education about malaria, and promoting prevention strategies. The strategy established active leadership at all levels of government, mobilised and trained communities in malarial areas, provided technical support and ensured sufficient funding. Drug resistance has been monitored. Epidemiological surveillance has been strengthened through mobile teams. As a result, the interventions became more targeted with decision-making based on data gathered. The result was a dramatic decrease of the malaria burden in Vietnam.<sup>87, 85</sup>

Continued vigilance is essential as malaria remains prevalent in some places, usually rural, remote, forested and hilly areas. About half of all malaria cases occur in the central highlands and regular forest activity appears to be the strongest risk factor for malaria infection. The main vector in these areas is *A. dirus sensu strictu* which is highly anthropophilic, exophagic, exophilic and has early (day-time) biting habits which limits the impact of IRS and ITN interventions.<sup>88</sup> Malaria in these areas particularly affects migrant workers who seasonally migrate from non-endemic provinces and endemic areas. This could result in the spread of malaria to areas where transmission has virtually stopped.<sup>89</sup>

Even though the National Programme proved successful in some regions, the malaria problem in the Central Highlands and the mountainous districts of the central coast provinces remains an extremely complex task. It is not only important to protect people in the forests but also to address poverty-related risk factors as low levels of education and poor housing conditions. A study in one province on the southern coast of Vietnam showed that a significant trend in decreasing the malaria burden was being brought about by setting up a case detection system based on village health workers trained to use rapid diagnostic tests and to administer the treatment.<sup>88, 89, 90</sup>



(Figure 13) Malaria morbidity and mortality in Vietnam, 1997 – 2007. Source: WHO (2009)



## Pioneers of a sustainable strategy

**The Mexican model provides a unique example of an ecosystem approach to fighting malaria. Adoption of environmental management practices and improvement of personal hygiene, in combination with effective treatment of malaria cases, led to dramatic reductions in malaria transmission and discontinued use of DDT.**

Malaria has been a long-standing public health problem in Mexico. Today, 99 percent of the cases correspond to *P. vivax*, with only a small number of cases of *P. falciparum* in some localities. The main vectors are *A. pseudopunctipennis* and *A. albimanus*.<sup>32, 91</sup>

In 1959 the first guidelines for eradicating malaria were implemented and DDT underpinned the strategy. Since the 1970's the use of DDT in agriculture declined due to environmental concerns and in 1987 DDT was exclusively restricted to public health programmes. The activities undertaken were able to combat the transmission of malaria cases to a considerable degree, but in 1998 a *P. vivax* outbreak along the Pacific Ocean coast in Oaxaca caused 18,000 cases of malaria. As a consequence the National Malaria Control Programme initiated a concerted effort to study the causes of the malaria outbreaks. The development of new strategies was encouraged by the North American Regional Action Plan to reduce human and environmental exposure to DDT, under which Canada, Mexico and the US agreed to phase-out DDT from their shared environment. In 1997, the goal set in Mexico was for an 80 per cent reduction in the use of DDT by 2002.<sup>92</sup>

Some researchers identified certain areas of high malaria risk by using a geographic information system which observed focal points of malaria transmission. In Oaxaca, 50 percent of the positive malaria cases were concentrated in less than five percent of the malarious communities. Within a community, malaria generally reoccurred in those families with poorer hygiene and housing conditions.<sup>32, 91, 93</sup>

Between January and June 1999 in Oaxaca those living in localities with the highest level of transmission received a three-month intensive course of treatment with chloroquine and primaquine to eliminate the parasite (focalised treatment). At the same time permethrin was applied in homes for three consecutive nights to rapidly diminish the density of mosquito vectors and parasites. With regard to malaria infections being symptomatic or asymptomatic, and the problem of relapses over the next three years, all individuals living in households where malaria had been detected received treatments to prevent its reoccurrence. Household spraying was carried out simultaneously. To reduce and eliminate the mosquito breeding sites communities were involved in environmental management measures, such as a monthly cleanup of filamentous green algae and trash from rivers

## Mexico .....



(Figure 14) Environmental management and house improvement for personal protection in Oaxaca, Mexico. Source: Méndez-Galván (2008)

and streams. Since human and animal faeces attract mosquitoes, and vegetation offers them shelter, the family hygiene and housing conditions were improved: Walls were painted with an insecticidal paint, dirt floors were covered with cement, space was set aside for domestic animals, ventilation was improved, vegetation around homes was pruned and additionally trash was disposed correctly (Figure 14).<sup>32, 93</sup>

Over a three year period in Oaxaca the environmental management measures resulted in a 70 percent decrease in larval densities and an 80 percent reduction in adult mosquitoes. The number of malaria cases fell from 17,855 in 1998 to only 289 cases in 2001.<sup>32</sup>

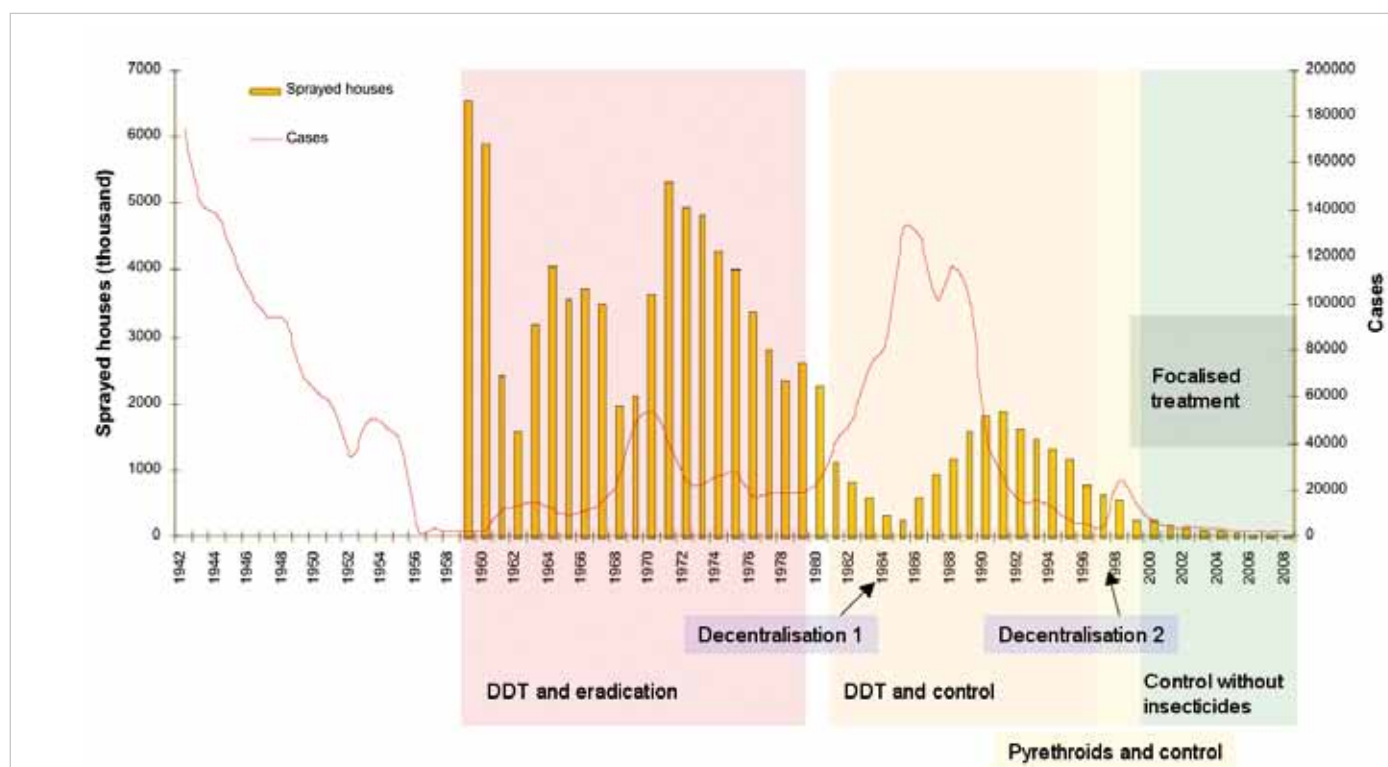
The strategy was extended to the entire country between 2000 and 2002. Systematic insecticide application was suspended and spraying was carried out only during outbreaks. DDT was eliminated for malaria control in Mexico in 2000 – two years ahead of schedule and alternative pesticides (primarily deltamethrin) are now used only as a complementary element (Figure 15).<sup>93, 94</sup>

Following on from this success, the Pan American Health Organisation (PAHO) led the implementation of a »Regional Programme of Action and Demonstration of Sustainable Alternatives to DDT for Malaria Vector Control in Mexico and Central America« in partnership with UNEP and with funding from the Global Environment Facility (GEF). The PAHO pilot programme successfully demonstrated that pesticide-free techniques and management regimes could cut cases of malaria in many Latin American countries (Table 2). As a result, UNEP and WHO, in partnership with the GEF, announced the launch of ten new projects in 2009 under the global programme »Demonstrating and Scaling-up of Sustainable Alternatives to DDT in Vector Management«. The project will involve some 40 countries in Africa, the Eastern Mediterranean and Central Asia.

Country	Latest annual report	Percent change
Argentina	2004	- 74%
Belize	2006	- 43%
Bolivia	2006	- 40%
Brazil	2006	- 11%
Colombia	2006	- 9%
Costa Rica	2006	+ 55%
Dominican Republic	2005	+ 211%
Ecuador	2006	- 93%
El Salvador	2006	- 93%
French Guiana	2006	+ 10%
Guatemala	2006	- 42%
Guyana	2006	- 12%
Haiti	2005	+ 29%
Honduras	2006	- 67%
Mexico	2006	- 67%
Nicaragua	2006	- 88%
Panama	2006	+ 61%
Paraguay	2005	- 95%
Peru	2006	- 5%
Suriname	2006	- 70%
Venezuela	2006	+ 25%

(Table 2) Percent change in number of malaria cases reported by country (compared to baseline 2000 data). Source: PAHO/WHO (2007)

(Figure 15) Malaria cases, house sprayings and strategies of control in Mexico. Source: Méndez-Galván (2008)



## Diverse approaches for bioenvironmental malaria control

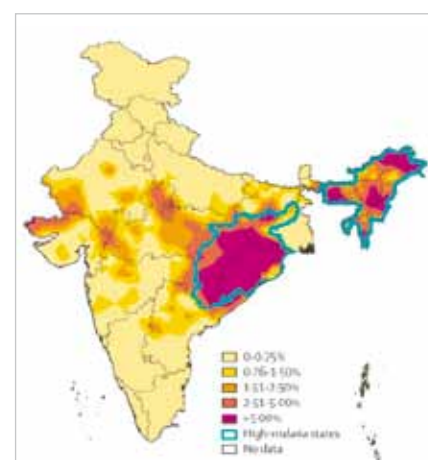
**India contributes to about 70% of all the malaria cases in the South East Asian Region.** The true burden of malaria in India is unknown. The World Health Organisation (WHO) estimates that more than ten million malaria cases each year cause 15,000 deaths. According to new research (based on verbal autopsy investigations between 2001 and 2003), WHO figures are a huge underestimate, and the true number is at least 125,000 deaths per year. The malaria burden is mostly concentrated in the central and eastern regions of India (Figure 16). Tribal (forested) areas and urban centres are the main hot spots. Additionally, there is an increasing trend in the proportion of the more severe and complex form of *falciparum* malaria.<sup>1, 87, 95, 96, 97, 98</sup>

The worst period for incidents of malaria in India was in the 1950s, with approximately 75 million cases and 800,000 deaths per year. The launch of the WHO Global Malaria Eradication Programme, based on widespread spraying of DDT, resulted in a drastic drop of malaria cases to less than 50,000. By 1961 there were no reported cases of malaria mortality. Malaria was thought to be on the verge of eradication. However, the illness staged a dramatic comeback and in 1976 cases reached 6.45 million. Epidemics were being reported in so-called malaria-free areas.<sup>97</sup>

**The resurgence of malaria epidemics and the emergence of the disease in non-endemic areas in India can be linked to environmental and socio-economic changes.** The success achieved by the Malaria Eradication Programme was short-lived. Its failure was attributed to operational, technical and administrative problems. DDT shortages resulted in the inadequate spray coverage. Cuts in the health budget contributed to a breakdown of the public health system and weakened the preventive and curative capacity of the system. Irrigation projects, water-intensive crops, urbanization, industrialization and deforestation created ideal conditions for mosquito breeding places. Once a rural disease, malaria diversified and spread into urbanised, forested and developed areas. Insecticidal spraying hampered the development of alternative strategies. Since the 1990s malaria control has been further impeded by a number of factors: resistance in *P. falciparum* to chloroquine and other anti-malarial drugs; vector resistance to insecticides; exophilic vector behaviour\*; and reluctance of people to have their houses sprayed. The spread of insecticide resistance is an ongoing trend proving to be a major obstacle to the success of vector control programmes in India.<sup>97, 99, 100</sup>

Malaria control has become complex; it requires decentralization of management centres and approaches based on local epidemiology involving multi-sectoral action and community participation.<sup>100</sup>

## India .....



(Figure 16) Geographical distribution of malaria-attributed mortality.

Source: Dhingra *et al.* (2010)<sup>96</sup>

\* Effective indoor residual spraying against malaria vectors depends on whether mosquitoes rest indoors (endophilic behaviour). This varies among species and is affected by insecticidal irritancy. Exophilic behaviour, when mosquitoes rest outdoors, has evolved in certain populations exposed to prolonged spraying programmes.



(Figure 17) At the Indian facility Bharat Heavy Electricals Limited (BHEL) stagnant water creates numerous man-made breeding sites. Source: V. Dua (2009)

**The resurgence of malaria calls for a change from an insecticide-based strategy to an ecological approach using sustainable bioenvironmental methods.**

The National Institute of Malaria Research addresses some of the problems that have arisen, and has conceptualised an innovative approach. Bioenvironmental malaria control was first launched in 1983 in Kheda (Gujarat) and by 1992 another 12 pilot projects had been launched in high malaria endemic areas of various ecotypes. Bioenvironmental control interventions successfully held in check malaria in rural, urban, industrial, forest and coastal areas. Simultaneously, the pilot programmes produced many benefits of direct relevance to the welfare of communities within the project areas. The associated research produced a number of new techniques which were eventually integrated into the National Malaria Control Programme.<sup>101</sup>

**Most industrial complexes in India are located in areas with moderate to high risk of malaria. There, malaria control based on environmental management can be non-toxic, feasible and cost-effective. This industrial malaria control project in northern India demonstrates the feasibility of sustainable bioenvironmental malaria control.** Bharat Heavy Electricals Limited (BHEL) is an important industry of the Government of India (Figure 17). The complex – 200 km north of Delhi between the two cities Haridwar and Jwalapur – covers an area of 25 km<sup>2</sup> comprising the industrial units and residential centre. Today, about 70,000 people live and work in the area, which manufactures heavy electrical equipment such as turbines and generators.<sup>101</sup>

The facility is surrounded by vast undeveloped land with large ditches, borrow pits, ponds and low lying areas. During monsoon rains stagnant water pools become ideal breeding sites for mosquitoes. A survey in the early 1980s confirmed that the mosquito nuisance was considerable and malaria was a serious problem, being responsible for high morbidity with occasional deaths. From 1983 to 1985 malaria cases were on the rise and 3,049 cases were recorded in 1985. Additionally, there was a three-fold increase in the incidence of *P.falciparum* infections.<sup>101</sup>

In 1986 the National Institute of Malaria Research opened up a malaria field unit at the BHEL complex. It was assigned to study the local dynamics of malaria transmission, identify the transmission risk factors and control mosquito-genic conditions. A major objective was to demonstrate feasible and effective bioenvironmental control methods leading to a major reduction in the use of insecticides.<sup>101</sup>

The main strategy was to reduce the breeding sources, which were mostly man-made. All potential mosquito breeding sites were mapped. The civil maintenance department carried out the major work to implement vector control methods. This mainly consisted of filling in low lying areas, constructing proper drainage, and initiating preventive maintenance of the water supply and the sewage system. The project staff planted eucalyptus trees in marshy areas, applied expanded polystyrene beads and biolarvicides, and supplied larvivorous fish in tanks, drains, pools, and ponds. To gain community support many filled-in areas were converted to parks and playgrounds. The environmental interventions were supported by weekly surveillance and prompt treatment.<sup>101</sup>

In 1987, there was a sharp reduction in the density of mosquitoes and the incidence of malaria dropped significantly. In the following years, cases remained low and since 2000 less than 50 cases per year have been detected (Figure 18).<sup>102</sup>

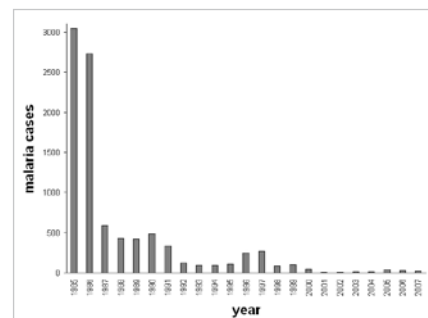
The bioenvironmental control strategies at BHEL were shown to be sustainable, create health awareness, improve sanitation and reduce insecticide pollution in the environment. Considering the tremendous success at BHEL, the approach was successfully extended to two other complexes with similar conditions.<sup>103</sup>

In addition to the malaria control strategies, researchers at the field unit at BHEL monitor the impact of insecticides to ascertain any impacts that result from their extensive use in agriculture and vector-borne disease control. In the 1990s, water samples from five lakes were analysed for residues of organochlorine insecticides. In all samples DDT contamination exceeded the WHO-recommended maximum permissible limit for drinking water. The contamination was suggested to be a result of illegal use of DDT in agriculture.<sup>104</sup> The field station continues to search for new substances with anti-malarial activity through chemical synthesis or extraction from plants. Plants like neem are tested for its insecticidal or repellent activity (Figure 19). Neem oil (2%) mixed with coconut oil has been shown to provide 96 – 100% protection against anophelines.<sup>101, 105</sup>

**The malaria situation in India has shown a slowly downward trend since its resurgence in the 1970s.** India reports two million malaria cases annually. But the actual incidence is definitely far greater as huge gaps exist in the coverage, collection and examination of blood smears and in the reporting systems.<sup>106</sup>

Today, the Government of India has switched from blanket spraying with insecticides for vector control to selective indoor spraying. But DDT, malathion and synthetic pyrethroids are still used in rural areas in spite of the documented emergence of resistance to these commonly-used insecticides. Further strategies for malaria control are early case detection, prompt treatment with rapid diagnostic tests, and use of chloroquine as the first line treatment as well as Artemisinin-based Combination therapies (ACT) for treatment in high burden states. Since the National Institute of Malaria Research successfully demonstrated the use of bioenvironmental control strategies both at the BHEL industrial site and in other parts of the country, integrated disease vector control has been advocated. The National Vector Control Programme has incorporated alternative disease vector control technologies and in selected areas is advocating adoption of biolarvicides and impregnated bednets. Environmental management has become a vector control strategy in urban areas, industrial complexes and seaports.<sup>95, 101</sup> Larvivorous fish are being used with remarkable success in pilot projects and this technology has been adopted by the national programme in different states.<sup>24, 87, 101, 107, 108, 109</sup>

**In 2006, the World Bank reported the decrease of malaria morbidity by 65 – 70% between 1997 and 2004 in the three states Gujarat, Andra Pradesh and Maharashtra.\*** Since 1997, according to the World Bank, 100 high-risk districts have adopted strategies which include: widespread indoor spraying; an empha-



(Figure 18) Malaria incidence at BHEL complex has reduced dramatically since 1985.

Source: National Institute of Malaria Research (2007)



(Figure 19) In the laboratories of the malaria field unit at BHEL flowers are evaluated for their repellent properties against mosquitoes.

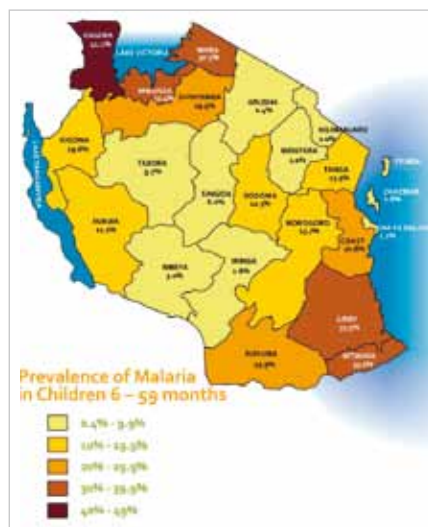
Source: V.K. Dua (2009)

\* Unfortunately, the World Bank has been accused of publishing false figures to boost the success of its malaria project, and of using chloroquine for malaria treatment in spite of being aware that *P. falciparum* has evolved resistance to this drug. However, data from the Indian government over the same period confirm reductions of malaria morbidity – but in smaller percentages. (Attaran, 2006)

sis on early diagnosis and prompt treatment; distribution of impregnated bednets; environmental management; and introduction of larvivorous fish. Increased funding provided to district level authorities stimulated local governments, community groups and non-governmental organisations to become involved in activities such as retreating bednets, stocking water bodies with larvivorous fish and running community awareness campaigns. The population covered by indoor spraying decreased by 50% in the project districts.<sup>87, 110</sup>

**Malaria and the factors influencing this disease have developed significant diversity in India.** Bioenvironmental interventions have been shown to be effective in controlling malaria in pilot projects in different eco-epidemiological settings in India. But their implementation must be adapted to local vector behaviour, which demands greater planning and implementation skill than is required for blanket spraying with insecticides. The state malaria control agencies have already adopted some of these interventions for safer malaria control. But it remains necessary to reorganise malaria control and assign responsibilities at nodal points in the health service and development sector. More emphasis should be given to intensified surveillance, strengthening the primary health care system, and promoting health education in malaria control programmes. These approaches would result in greater community acceptance and involvement. Enough knowledge, experience and expertise in malaria control and research exist in India to find a solution for sustainable malaria control – free from environmental contamination.<sup>111</sup>

..... Tanzania Strong links between research, government, donors and local people



(Figure 20) Malaria prevalence map, Tanzania Source: National Bureau of Statistics and ORS Macro (2008), Tanzania HIV and malaria indicator survey 2007/2008, Dar es Salaam, Tanzania, extracted from PSI Tanzania (2010)

**Tanzania has the third largest population at risk of stable malaria in Africa, with only Nigeria and the Democratic Republic of Congo recording higher numbers.** Every year, 14 – 18 million new malaria cases are reported, resulting in 120,000 deaths.<sup>112</sup> „Basically, malaria is almost everywhere in Tanzania. We have the three worst malaria transmitting mosquito species here and a favourable climate,“ says Dr. Gerry Killeen, researcher and trainer at the Ifakara Health Institute in Dar es Salaam (Figure 20).<sup>113</sup> The burden of malaria is greatest among the poor who find it difficult to afford preventative measures or health care. The burden is particularly serious for children and pregnant women who have no or reduced immunity to malaria.<sup>114</sup>

**Tanzania’s malaria control strategies have been very effective in the last decade but serious obstacles remain.** Tanzania’s National Malaria Control Programme (NMCP) has the ambitious goal to reduce the burden of malaria by 80 percent by the end of 2013 from 2007 levels. Its strategy includes diagnosis/treatment and integrated vector control as well as three supportive strategies encompassing monitoring/ evaluation/ surveillance, community mobilisation and capacity building.<sup>115</sup> Additionally, global health initiatives and resources for health have increased sharply since 2000. Researchers highlight the introduction of some important effective interventions for malaria control in the country during the last decade: since 2001 sulfadoxine-pyrimethamine (SP) has been used to prevent malaria during pregnancy; treatment of malaria was changed from chloroquine to SP (in 2002) and later to artemether-lumefantrine (in 2007); in 2002 the social marketing of impregnated bednets (ITNs) started in the whole country; since 2004 and 2006 subsidized ITNs have been provided to pregnant women and infants; in late 2008 the NMCP started implementing a campaign to provide

free long lasting impregnated nets (LLINs) to all children and this year the efforts to distribute LLINs are expanding to all households.<sup>63, 116, 117</sup>

Tanzania's first national survey of malaria prevalence revealed that in 2007/2008 18% of children younger than five years have malaria parasites in their blood.\* Rural areas had more than double the prevalence (20%) than urban areas (8%). The absence of a prior national survey makes it difficult to assess how the malaria burden may have declined in recent years but several surveys reveal that malaria prevalence has roughly halved over the past decade. Even though multiple malaria interventions have been implemented, and although it is difficult to assign causation to any particular control method, the reduction corresponds closely to the marked increase in use of nets – either impregnated or not impregnated.<sup>63, 125</sup>

Still, malaria is a major threat to public health in Tanzania. Chemical control tools, namely insecticide-treated nets and indoor residual spraying, remain primary interventions against malaria mosquitoes. The government wants to expand the indoor spraying campaigns with Icon (lambda-cyhalothrin) – currently only applied in the northeast of the country and on Zanzibar – and is even considering introducing DDT for mosquito control.

Serious obstacles in the control of malaria remain: many people have poor access to health care; laboratory equipment is inadequate in most rural health facilities and thus the availability of proper diagnosis and treatment is often poor; and an effective malaria surveillance system is lacking. It is also clear that there are still significant gaps in people's understanding and knowledge of malaria, with many people in rural communities still unaware of the causal link between mosquitoes and malaria.<sup>118</sup>

There is growing demand for integrated malaria control projects involving community members in implementing vector control. And there is keen interest in non-chemical control tools which exhibit reduced risk of host resistance and minimal risk to the environment and living non-target organisms. The following examples emphasize the feasibility of non-chemical interventions in Tanzania and the involvement of the community for successful malaria control.

### 1. Urban Malaria Control Programme, Dar es Salaam

**The Urban Malaria Control Programme in Dar es Salaam recruits community members for the regular application of microbial larvicides to standing water bodies, thereby significantly reducing the mosquito density and malaria prevalence.** Tanzania's biggest city, Dar es Salaam, has an estimated population of more than 2.5 million. Its hot and humid tropical climate has two annual rainy seasons and malaria transmission occurs throughout the entire year. Intensive urban agriculture and poorly planned and maintained settlements create extensive breeding sites for mosquitoes (mainly *A. gambiae sensu lato*, *A. funestus* and *A. coustani*) which transmit the most common malaria parasite, *P. falciparum*. Interestingly, malaria vectors in the city seem to have adapted to the high coverage with mosquito nets and improved housing and now tend to bite outdoors. Additionally, larval breeding sites are highly concentrated and relatively small in



(Figure 21) Community members are applying bacterial larvicides to a swampy breeding ground in Dar es Salaam (top) where *Anopheles* larvae have been detected (bottom). Source: V. Laumann (2010)

\* Many people, including children, may have malaria parasites in their blood without showing any outward signs of infection. Such asymptomatic infection not only contributes to further transmission of malaria but also has an impact on the health of individuals by contributing to anaemia.

number compared to rural areas, so that control targeting the larval stage is likely to be efficient and cost-effective.<sup>119, 120, 121</sup>

In 2003, the Dar es Salaam City Council, in cooperation with the Ifakara Health Institute, established a new Urban Malaria Control Programme. Teams of community members led by Ms. Khadija Kannady from the City Council were recruited to map and characterize the mosquito breeding sites in fifteen wards of the city. A pilot study to evaluate larviciding in three selected wards started in March 2006. Open habitats with the potential to produce *Anopheles* larvae were identified and subsequently treated weekly for one year with the biological larvicide *Bacillus thuringiensis israelensis* (*Bti*) by modestly-paid community-members (Figure 21). Since *Bti* can prevent *Anopheles* larvae from developing into adult mosquitoes, mosquito densities decreased significantly in the pilot area and the programme achieved a 72 percent reduction in the prevalence of malaria infection among young children. This dramatic reduction also proved to be highly cost-effective: an annual cost of less than US\$1 per person provided protection, compared to US\$2 per year of use of an ITN (although a bednet would typically be shared by more than one person).<sup>120, 121</sup>

The community-based larvicide application appears to offer protection against malaria that is at least comparable with actually using an ITN, and may be better. Researchers stress that larviciding is not intended to replace mosquito nets and other interventions, but rather should be a complementary approach.<sup>120</sup> Khadija Kannady further adds „The major problem in Dar es Salaam is the dumping of waste blocking the drainage canals and creating numerous breeding sites for mosquitoes.“<sup>122</sup> Past surveys in Dar es Salaam revealed that the drainage system is not functioning effectively. As a result the drains spawn breeding sites that produce high densities of anopheline and culicine mosquitoes. Culicine mosquitoes are vectors of several viral and parasitic infections like *lymphatic filariasis*. They cause most of the biting nuisance\* and are sometimes responsible for over 100 bites per exposed person per night.<sup>120, 34</sup>

Past efforts illustrate that the construction and maintenance of drains is one of the most important measures for reducing mosquito densities in Dar es Salaam. This would not only reduce the malaria burden but also mitigate the incidence of diseases such as cholera and diarrhoea. In some places municipalities carry out this environmental management, but budgets, political will and commitment are limited, funding is scarce and inter-sector collaboration is missing.<sup>123,113</sup>

## 2. Zanzibar Malaria Control Programme

**Cooperation between the Zanzibar Malaria Control Programme, donors and local people has potential to sustain the recent sharp decrease in the malaria burden and even to eliminate the disease from the island.** Zanzibar is Tanzania's semi-autonomous archipelago off the coast in the Indian Ocean consisting of two large islands and several smaller ones, which are home to around one million people. Historically, malaria has been one of the major causes of morbidity and mortality. Irrigated rice fields and swamps in the countryside, stagnant water bodies and water tanks in cities and villages create optimal breeding sites for the principal mosquito vector *Anopheles gambiae*. This mosquito transmits the most virulent parasite, *Plasmodium falciparum*, which accounts for over 90 percent of all malaria cases in Zanzibar. In 2000, the main drug administered (chloroquine) was found to fail in 60% of treatments. In 2003, malaria accounted for 43% of all outpatient consultations and ranked first among diseases in terms of both morbidity and mortality in health facilities.<sup>57, 124</sup>

\* Culicine mosquitoes, which are not malaria vectors, require particular consideration by malaria control programmes relying upon community participation. For example, low efficacy of ITNs against this widespread, nuisance-biting species has been linked to reduced public acceptance of ITNs.



Since then, Zanzibar's Malaria Control Programme (ZMCP), which operates independently of the mainland, has succeeded in substantially reducing the malaria burden. In 2003, Zanzibar moved from chloroquine to Artemisinin-based Combination Therapy (ACT). It introduced Rapid Diagnostic Tests (RDT) in 2005, so that over 95% of all facilities had either RDTs or microscopes available for confirming malaria diagnosis. Fortunately, the entire population has relatively easy access to public health facilities which are located within 5 km of any community and are served by good transport links. In 2006, the ZMPC initiated a mass campaign, with distribution of LLINs to children and pregnant women, and in 2007/2008 82% of all households in Zanzibar owned at least one mosquito net. To supplement the efforts indoor spraying (IRS) campaigns with Icon started in 2006.<sup>117, 124, 125</sup>

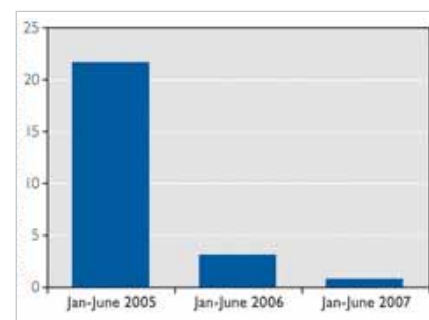
„The malaria burden decreased significantly on Zanzibar; in 2002 the malaria prevalence was 39%, now it is below 1%,“ says Juma Mcha, entomologist at the ZMCP.<sup>126</sup> Zanzibar is now at a pre-elimination stage of malaria (Figure 22). Probably the biggest challenge for malaria control on Zanzibar is maintaining the gains to avoid resurgence. Therefore, emphasis is now on case monitoring and research. As malaria prevalence moves closer to zero and Zanzibaris lose their natural immunity to the disease, screening of the general population will become increasingly important. It is likely that in the future most malaria in Zanzibar will be imported by travellers arriving from mainland Tanzania carrying the malaria parasite in their bodies.<sup>124</sup>

An early epidemic detection system (MEED) has been established which is based on weekly plotting of malaria cases recorded in each health facility. Via mobile phones text messages are sent to the ZMCP so that control interventions can directly respond to epidemics. IRS is planned to continue with increased focus on and targeting of vulnerable areas.<sup>124</sup>

A key component to Zanzibar's success has been the good working relationship between the Government of Zanzibar, donors and the local people.

### 3. Jambiani village, Zanzibar

**The village Jambiani on the east coast of Zanzibar serves as a good example where increased awareness and commitment of the community members have helped in the fight against malaria.** In 1997, malaria was Jambiani's biggest problem. The village – with approximately 5,000 inhabitants – reported more than 6,000 annual malaria cases. In 2000, malaria control was initiated by villagers themselves. Jambiani villagers formed a local organisation, TUISHI (which means „A Better Harmonious Life for All Human Beings“), and established a project to control all diseases which are prevalent in areas of poor environmental sanitation (Figure 23). TUISHI also aimed to conserve the environment in Jambiani. Volunteer groups regularly clean up the village and clear out potential mosquito



(Figure 22) Percentage of blood slides positive for malaria in children under age of two, Zanzibar, 2005 – 2007 Source: USAID (2009)



(Figure 23) Members of Jambiani's organisation TUISHI manage malaria control and environmental sanitation in the village.

Source: V. Laumann (2010)



(Figure 24) Children on the beach in Jambiani; children no longer suffer from malaria. Source: Dr. Christoph Zingg

breeding sites, such as standing pools of water. Education plays a critical role in the village's success. The health officers from Jambiani's primary health care facility conducted training with support from the Ministry of Health. People are given free insecticide-treated bed nets, pregnant women take preventive drugs to cut their risk of infection, children are taught how malaria is transmitted, and villagers know the importance of seeking medical treatment immediately in the case of fever. Malaria cases have decreased significantly. In 2006, only five people suffered from malaria and the improvement of general hygiene in the village helps to prevent other diseases like cholera.

Yussuf, teacher in Jambiani and member of TUISHI is proud of the work the community has accomplished: „This year we had just three malaria cases.“ And he is convinced that malaria will be completely eradicated in Jambiani within one year.<sup>127</sup>

#### 4. Ifakara Health Institute – Health Research

„For malaria control to be successful the most important aspect is to break the cycle of poverty.“ emphasizes Robert Sumaye.<sup>128</sup> Robert is a researcher at the Ifakara Health Institute and is currently developing the “Herder Field School” which helps pastoralists to address poor conditions and improve livestock productivity while introducing education to reduce the heavy burden of human diseases like malaria.<sup>129</sup>

Researchers at the Ifakara Health Institute are investigating non-chemical tools for effective vector control. At least two important tools are being developed. An easily constructed trapping device which responds to the changing behaviour of humans and mosquitoes is efficacious against disease-carrying mosquitoes, and is an option for preventing outdoor transmission.<sup>37</sup> An entomopathogenic fungus infects and kills effectively *Anopheles* mosquitoes and has the potential to replace pesticides for indoor residual spraying.<sup>52</sup>

**The projects in Dar es Salaam and Jambiani highlight the role of community members for sustaining malaria control efforts.** Community involvement is crucial both in centrally-planned projects which recruit community members to apply low technology non-toxic interventions at minimum cost, and in local grassroots initiatives for awareness creation which complement and sustain the national control efforts. It will be the community-members who will finally sustain malaria control, but they often have little access to basic information and training which would enable them to do so. More research is necessary on appropriate targeting and cost-effectiveness of non-toxic and sustainable strategies. The scaling-up of capacity can then enable health authorities to advise and assist communities in the ways of achieving sustainable malaria control.<sup>130</sup>

## Conclusion

**Malaria is a major global health problem. The tools and strategies currently employed to control malaria are substantially based on the use of chemicals, including highly hazardous pesticides.**

Historically, environmental management effectively reduced malaria, and models suggest that dramatic reductions in malaria transmission are possible with environmental management.<sup>131</sup> Anti-malarial programmes in the US, Europe, the Middle East and some other previously endemic locations had largely eliminated malaria even before the use of chemical pesticides.<sup>132</sup> The successful strategies relied primarily on environmental management interventions to reduce vector breeding habitats, as well as advances in socioeconomic development, health care services and education.

Following the discovery of the insecticidal properties of DDT in the 1940s, the WHO endorsed the Global Malaria Eradication Programme (1955 – 1969) which primarily relied on chemical control: indoor residual spraying with DDT for vector control, backed up with pharmaceutical treatments. But eradication failed and e.g. in India the resurgence of mosquito vectors resulted in a dramatic increase of malaria cases. Today, malaria remains a major public health problem in poorer tropical regions and there is a correlation between the presence of malaria and poverty. Malaria control remains heavily dependent on chemical pesticides, particularly indoor residual spraying and insecticide-treated nets.

Growing concerns about impacts on the environment and human health calls for reducing reliance on insecticides for vector management, as reflected by the World Health Assembly and international conventions. The WHO recommends IVM, described as »a rational decision-making process for the optimal use of resources« for vector control to improve its cost-effectiveness, ecological soundness and sustainability.<sup>133</sup> On the other hand, the WHO promoted the use of DDT for IRS in 2006, so that a growing number of governments in Africa are opting for DDT use for malaria vector control. The Roll Back Malaria programme calls for scaling-up of ITNs and IRS, and this strategy, together with ACT treatment, appear to have cut the malaria burden significantly in some regions. But these interventions are vulnerable to vector resistance and to changes in the behaviour of *Anopheles* females. New low-risk insecticides, drugs and vaccines are not likely to become available in the near future, and consequently alternative approaches have to be strengthened.

A broad range of non-chemical malaria control approaches are known to be effective, including environmental manipulation, modification and biological control of the vector and non-pesticidal personal protection measures to reduce the human-vector contact.

The Zambian experience showed that multiple malaria control interventions, which relied strongly on environmental management strategies, could be successful. The pilot projects in rural, urban and industrial sites in Kenya, Sri Lanka and India demonstrated success with bioenvironmental malaria control. The projects successfully motivated local people to carry out control interventions and raised awareness through educational programmes. Vector density was reduced, potentially interrupting malaria transmission and simultaneously producing many collateral benefits, e.g. in Sri Lanka, the programme raised agricultural

(Box 5) **Key points of success**

- Combination of multiple interventions adapted to local conditions
- Community participation
- Awareness raising
- Surveillance
- Decentralisation
- Local capacity building
- Intersectoral collaboration
- Improvement of public health system
- Income generation
- Involvement of civil society organisations
- Support by local research
- Regional cooperation

productivity. In Kenya, the cooperation between a local research institute, local civil society organisations and the community enabled the implementation of environmentally friendly and cost-effective methods. In India, pilot projects with effective bioenvironmental malaria control produced a number of new techniques which were eventually integrated into the National Malaria Control Programme. Programmes in Vietnam and Mexico demonstrated that it is possible to phase out dependence on DDT, reduce reliance on pesticides and bring down malaria rates. The projects in Tanzania highlight the role of community members, assisted by local research institutions and the state malaria control agencies, in sustaining malaria control efforts.

There are several important aspects to these success stories (Box 5). A detailed analysis of the local situation, supported by scientific research, could pinpoint localities where malaria is concentrated and thus enable treatment with efficient drugs and targeted IRS interventions to be focused on those most at risk. Through extensive communication campaigns and educational programmes, people are motivated to adopt personal protection measures. In Mexico, a combination of decentralisation, building local capacity and supporting surveillance, mobilises communities to tailor multiple interventions to the local conditions. Combinations of interventions adapted to the local situation are a key to sustaining malaria control efforts and enabling the effective application of non-pesticidal interventions.

Most poor countries lack the financial and technical capacity in their health systems to plan and implement programmes effectively and there is insufficient awareness of successful environmental management strategies in development agencies and the agricultural sector. Non-pesticidal interventions require substantial information about vector ecology and distribution of habitats, and must be designed with close attention to the local ecological, socioeconomic, political and cultural setting. Programmes require assistance with innovative research, the means to support the participation of communities and other sectors, a system of monitoring ways, the improvement of the public health system to ensure drug availability, and structures for regional collaboration.

Current research focuses primarily on chemical tools such as new pesticides and medical approaches such as new vaccines, and there is need to broaden the scope to encompass lessons from the successful and innovative alternatives documented in this paper. There is need for a detailed economic analysis of programmes to combat malaria so that the costs and benefits of alternative approaches may be compared.

New programmes need to set out strategies for involving local communities, relevant sectors, research institutions and civil society organisations to share information and to implement cost-effective and ecologically sound interventions, adapted to local conditions, thereby improving the living conditions and enabling sustainable development.

## Literature

- 1 WHO (2008): Global Malaria Report
- 2 S.I. Hay *et al.* (2004): The global distribution and population at risk of malaria: past, present and future, *Lancet* 4, 327-36
- 3 J.L.A. Webb (2009): A global history of malaria, *Cambridge University Press*, New York, USA
- 4 R.M. Packard (2007): The making of a tropical disease – A short history of malaria, The Johns Hopkins University Press, Baltimore
- 5 B.M. Greenwood *et al.* (2008): Malaria: progress, perils, and prospects for eradication, *The Journal of Clinical Investigation*, volume 118, number 4, 1266 – 1276
- 6 K. Walker (2002): A review of control methods for African malaria vectors, *Environmental Health Project*, USAID
- 7 WHO (1982): Manual on environmental management for mosquito control – with special emphasis on malaria vectors
- 8 Personal communications with Dr. Bernhard Fleischer
- 9 B.M. Greenwood, T. Mutabingwa (2002): Malaria in 2002, *Nature* 415, 670-672
- 10 R. N'Guessan *et al.* (2007): Reduced efficacy of insecticide-treated nets and indoor residual spraying for malaria control in pyrethroid resistance area, Benin, *Emerging Infectious Diseases* 13, 199 – 206
- 11 B.M. Greenwood (2004): The use of antimalarial drugs to prevent malaria in the population of malaria-endemic areas, *The American Journal of Tropical and Medicinal Hygiene* 70(1), 1 – 7
- 12 WHO (2002): Malaria Vector Control – Decision making criteria and procedures for judicious use of insecticides
- 13 According to PAN International List of Highly Hazardous Pesticides (available at [http://fao-codeaction.info/action\\_centre.html](http://fao-codeaction.info/action_centre.html) further down on the page under "Spotlights")
- 14 Hazard to ecosystem services – 'Highly toxic to bees' according to US EPA as listed by FOOTPRINT data (bee toxicity: LD50, microgram/bee <2)
- 15 'Very bioaccumulative' according to REACH criteria as listed by FOOTPRINT (BCF >5000)
- 16 'Very persistent' according to REACH criteria as listed by FOOTPRINT (half-life > 60 d in marine- or freshwater or half-life > 180 d in marine or freshwater sediment)
- 17 Pesticides listed in Annex A & B of the Stockholm Convention
- 18 Pesticide listed in Annex III of the Rotterdam Convention
- 19 UNEP (2008): Global status of DDT and its alternatives for use in vector control to prevent disease
- 20 J. Mömer *et al.* (2002): Reducing and eliminating the use of persistent organic pesticides – Guidance on alternative strategies for sustainable pest management
- 21 J. Keiser *et al.* (2005): Reducing the burden of malaria in different eco-epidemiological settings with environmental management: a systematic review, *Lancet* 5, 695 – 707
- 22 K. Walker, M. Lynch (2007): Contributions of Anopheles larval control to malaria suppression in tropical Africa – Review of achievements and potential, *Medical and Veterinary Entomology* 21, 2 – 21
- 23 S. Lindsay *et al.* (2004): Community-based environmental management programme in Kampala and Jinja, Uganda, Environmental Health Project, USAID
- 24 V.P. Sharma (1987): Community-based malaria control in India, *Parasitology Today*, volume 3, number 7, 222 – 226
- 25 M. Tiffen (1991): Guidelines for the incorporation of health safeguards into irrigation projects through intersectoral cooperation, *PEEM Guidelines Series 1*, World Health Organisation
- 26 F. Baer *et al.* (1999): Summary of EHP Activities in Kitwe, Zambia, 1997 – 1999, USAID
- 27 N. Sivagnaname *et al.* (2005): Utility of expanded polystyrene (EPS) beads in the control of vector-borne diseases, *Indian Journal of Medical Research* 122, 291 – 296
- 28 F. Konradsen *et al.* (1998): *Anopheles culicifacies* breeding in Sri Lanka and options for control through water management, *Acta Tropica* 71 131 – 138
- 29 F. Konradsen *et al.* (1999): Cost of malaria control in Sri Lanka, *Bulletin of the World Health Organisation* 77(4)
- 30 IDRC (2003): Malaria and Agriculture in Kenya, Ecosystem Approaches to Human Health
- 31 Liu Qunhua *et al.* (2004): New irrigation methods sustain malaria control in Sichuan Province, China, *Acta Tropica* 89, 241 – 247
- 32 IPEN (2007): A sustainable strategy for eliminating DDT from disease vector control programmes and reducing malaria: The Mexican model
- 33 D.M. Gunawardena *et al.* (1998): Malaria risk factors in an endemic region of Sri Lanka, and the impact and cost implications of risk factor-based interventions, *The American Journal of Tropical and Medicinal Hygiene*, 58(5), 533 – 542
- 34 Ogoma *et al.* (2009): Window screening, ceilings and closed eaves as sustainable ways to control malaria in Dar es Salaam, Tanzania, *Malaria Journal* 8(221)
- 35 U. D'Alessandro *et al.* (1995): A comparison of the efficacy of insecticide-treated and untreated bednets in preventing malaria in Gambian children, *Transaction of the Royal Society of Tropical Medicine and Hygiene* 89, 596 – 598
- 36 M. Bouma, M. Rowland (1998): Failure of passive zoophylaxis: Cattle ownership in Pakistan is associated with a higher prevalence of malaria, *Transactions of the Royal Society of Tropical Medicine and Hygiene* 89, 351 – 353
- 37 Okumu *et al.* (2010): Attracting, trapping and killing disease-transmitting mosquitoes using odor-baited stations – The Ifakara Odor-Baited Stations, *Parasites and Vectors* 3(12)
- 38 Müller *et al.* (2010): Successful field trial of attractive toxic sugar bait (ATSB) plant-spraying methods against malaria vectors in the *Anopheles gambiae* complex in Mali, West Africa, *Malaria Journal* 9(210)
- 39 IPEP (2006): Approaches to effective malaria control that avoid DDT in Kenya – Use of *Bti*
- 40 U. Fillingner *et al.* (2006): Suppression of exposure to malaria vectors by an order of magnitude using microbial larvicides in rural Kenya, *Tropical Medicine and International Health* 11, 1629 – 1642
- 41 A.F.V. Howard *et al.* (2007): Malaria mosquito control using edible fish in western Kenya: preliminary findings of a controlled study, *BMC public health* 7:199
- 42 WHO (2003): Use of fish for mosquito control
- 43 J. Yasuoka *et al.* (2006): Community-based rice ecosystem management for suppressing vector anophelines in Sri Lanka, *Transactions of the Royal Society of Tropical Medicine and Hygiene* 100, 995 – 1006
- 44 N. Wu *et al.* (1991): The advantages of mosquito biocontrol by stocking edible fish in rice paddies, *Southeast Asian Journal of Tropical Medicine and Public Health*, 22 (3), 436 – 442
- 45 A. Seyoum *et al.* (2003): Field efficacy of thermally expelled or live potted repellent plants against African malaria vectors in western Kenya, *Tropical Medicine and International Health* 8, 1005 – 1011
- 46 F.O. Okumu *et al.* (2007): Larvicidal effects of a neem (*Azadirachta indica*) oil formulation on the malaria vector *Anopheles gambiae*, *Malaria Journal* 6:63
- 47 M.S. Fradin (1998): Mosquitoes and mosquito repellents – A clinician's guide, *Annals of Internal Medicine*, 128(11), 931 - 940
- 48 Personal communications with Dr. Andrea Brechelt
- 49 S.B. Patil *et al.* (2009): Review on phytochemistry and pharmaceutical aspects of *Euphorbia hirta* linn, *Journal of Pharmaceutical Research and Health Care* 1(1), 113 – 133
- 50 R. Pérez-Pacheco *et al.* (2005): Control of the mosquito *Anopheles pseudopunctipennis* (Diptera: Culicidae) with *Romanomermis iyengari* (Nematoda: Mermithidae) in Oaxaca, Mexico, *Biological Control* 32, 137 – 142
- 51 S. Blanford *et al.* (2005): Fungal Pathogen Reduces Potential for Malaria Transmission, *Science* 308, 1638 – 1641
- 52 Mnyone (2010): Tools for delivering entomopathogenic fungi to malaria mosquitoes: effects of delivery surfaces on fungal efficacy and persistence, *Malaria Journal* 9(246)
- 53 X. J. Nelson, R.R. Jackson (2006): A predator from East Africa that chooses malaria vectors as preferred prey, *PLoS One*, Issue 1
- 54 B.G.J. Knols *et al.* (2007): Transgenic Mosquitoes and the Fight Against Malaria: Managing Technology Push in a Turbulent GMO World, *The American Journal of Tropical and Medicinal Hygiene*, 77, 232 – 242

- 55 M. Yohannes *et al.* (2005): Can source reduction of mosquito larval habitat reduce malaria transmission in Tigray, Ethiopia? *Tropical Medicine and International Health* 10(12), 1274 – 1285
- 56 J. Mufunda (2007): Roll Back Malaria – An African success story in Eritrea, *South African Medical Journal* 97, 46 – 50
- 57 A. Bhattarai *et al.* (2007): Impact of Artemisinin-Based Combination Therapy and Insecticide-Treated Nets on Malaria Burden in Zanzibar, *PLoS Medicine* 4, 1784 – 1790
- 58 Roll Back Malaria (2008): Global Malaria Business Plan – Draft for Discussion
- 59 P.F. Guillet (2008): LLIN scale-up and its role in achieving malaria control targets, unpublished presentation, Global Malaria Programme ([www.rbm.who.int/docs/llin2008/03.pdf](http://www.rbm.who.int/docs/llin2008/03.pdf))
- 60 D. Brown (01.02.08): Malaria deaths halved in Rwanda and Ethiopia – Better drugs, mosquito nets are the crucial tools, *Washington Post*
- 61 WHO (2008): Impact of long-lasting insecticidal-treated nets (LLINs) and artemisinin-based combination therapies (ACTs) measured using surveillance data in four African countries
- 62 C.A. Goodman, A.J. Mills (1999): The evidence base on the cost-effectiveness of malaria control measures in Africa, *Health Policy and Planning* 14 (4), 301 – 312
- 63 Smithson (2009): Down but not out. The impact of malaria control in Tanzania, Spotlight (Ifakara Health Institute)
- 64 B.L. Sharp *et al.* (2007): Seven years of regional malaria control collaboration – Mozambique, South Africa, and Swaziland, *The American Journal of Tropical and Medicinal Hygiene* 76(1), 42 – 47
- 65 M.L.H. Mabaso *et al.* (2004): Historical review of malarial control in southern African with emphasis on the use of indoor residual house-spraying, *Tropical Medicine and International Health* 9, 846 – 856
- 66 I. Kleinschmidt *et al.* (2006): Reduction in infection with *Plasmodium falciparum* one year after the introduction of malaria control intervention on Bioko Island, Equatorial Guinea, *The American Journal of Tropical and Medicinal Hygiene* 74, 972 – 978
- 67 UNEP, FAO, WHO (2001): Workshop on Sustainable Approaches for Pest and Vector Management and Opportunities for Collaboration in Replacing POPs Pesticides
- 68 H. van den Berg (2009): Global Status of DDT and Its Alternatives for Use in Vector Control to Prevent Disease, *Environmental Health Perspectives*, volume 117, number 11, 1656 – 1663
- 69 N.H. Swellengrebel (1956): Obituaries – Sir Malcolm Watson, *Nature* 177(4500), 162 – 163
- 70 J. Utzinger *et al.* (2001): Efficacy and cost-effectiveness of environmental management for malaria control, *Tropical Medicine and International Health* 6(9), 677 – 687
- 71 L. Schumaker (2008): Slimes and Death-Dealing Dambos: Water, Industry and the Garden City on Zambia's Copperbelt, *Journal of Southern African Studies*, 34(4) 823 – 840
- 72 E.A. Okiro *et al.* (2007): The decline in paediatric malaria admissions on the coast of Kenya, *Malaria Journal* 6:151
- 73 C. Mbogo: Malindi, Kenya – Long Lasting Insecticide Nets (LLINs) distribution
- 74 IPEN (2006): Approaches to Effective Malaria Control that avoid DDT in Kenya: Use of *Bacillus thuringiensis israelensis* (Bti)
- 75 Biovision (2009): Stop Malaria – Environmentally friendly malaria prevention in Malindi
- 76 Biovision (2009): Stop Malaria – Environmentally friendly malaria prevention in Nyabondo
- 77 Biovision (6<sup>th</sup> May 2009): Integrated Vector Management in Rural and Urban settings in Kenya, presentation at the Side Event, COP4 of the Stockholm Convention
- 78 Biovision (May 2009): Tips and bits – Mosquito control project in Malindi bears fruit, *The Organic Farmer* 48
- 79 [http://www.searo.who.int/en/Section10/Section21/Section340\\_4026.htm](http://www.searo.who.int/en/Section10/Section21/Section340_4026.htm)
- 80 H. van den Berg, W. Takken (2008): Evaluation of integrated vector management, *Trends in Parasitology* 25(2), 71 – 76
- 81 PAN UK (2003): Farmer Field Schools in Sri Lanka: assessing the impact, *Pesticides News* 61, 14 – 16
- 82 WHO/SEARO (2006): Evaluation report of the Integrated Pest and Vector Management (IPVM) project in Sri Lanka ([http://www.searo.who.int/EN/Section23/Section1001/Section1110\\_12796.htm](http://www.searo.who.int/EN/Section23/Section1001/Section1110_12796.htm), accessed July 2009)
- 83 H. van den Berg (2007): Reducing vector-borne disease by empowering farmers in integrated vector management, *Bulletin of the WHO* 85(7), 501 – 568 (<http://www.who.int/bulletin/volumes/85/7/06-035600/en/index.html>, accessed July 2009)
- 84 R.R. Abeyesingh (Dakar, September 2008): Integrated Pest & Vector Management Project, Sri Lanka – A combination of IPM and IVM to reduce both agricultural pests & disease vectors, presentation at the Intergovernmental Forum on Chemical Safety
- 85 WHO (2000): A story to be shared: The successful fight against malaria in Vietnam
- 86 WHO Regional Office for the Western Pacific – Malaria Epidemiology – Vietnam ([http://www.wpro.who.int/sites/mvp/epidemiology/malaria/vtn\\_profile.htm](http://www.wpro.who.int/sites/mvp/epidemiology/malaria/vtn_profile.htm))
- 87 L.M. Barat (2006): Four Malaria success stories: How Malaria burden was successfully reduced in Brazil, Eritrea, India and Vietnam, *The American Journal of Tropical and Medicinal Hygiene* 74(1), 12 – 16
- 88 N.D. Thang *et al.* (2009): Rapid decrease of malaria morbidity following the introduction of community-based monitoring in a rural area of central Vietnam, *Malaria Journal* 8:3
- 89 N.D. Thang *et al.* (2008): Malaria in central Vietnam: analysis of risk factors by multivariate analysis and classification tree models, *Malaria Journal* 7:28
- 90 <http://www.wpro.who.int/vietnam/sites/dcc/mvp/background.htm>
- 91 [http://www.idrc.ca/en/ev-29136-201-1-DO\\_TOPIC.html](http://www.idrc.ca/en/ev-29136-201-1-DO_TOPIC.html)
- 92 K.E. Chanon (2003): Cooperative actions to achieve malaria control without the use of DDT
- 93 J. Méndez-Galván (Dakar, 09/2008): Lessons learned to phase out DDT from Mexican Malaria Control Programme, presentation at the Intergovernmental Forum on Chemical Safety
- 94 Pan American Health Organisation (2007): Malaria in the Americas: Progress Report
- 95 A.P. Dash *et al.* (2008): Malaria in India: Challenges and opportunities, *Journal of Biosciences* 33 (4), 583-592
- 96 N. Dhingra *et al.* (2010): Adult and child malaria mortality in India: a nationally representative mortality survey, *Lancet* 376 (9754), 1768-1774
- 97 V. Singh *et al.* (2009): Why is it important to study malaria epidemiology in India?, *Trend in Parasitology* 25(10), 452-457
- 98 A. Garg *et al.* (2009): Development, malaria and adaptation to climate change: A case study from India, *Environmental Management* 43, Issue 5, 779-789
- 99 Mira Shiva, Vandana Shiva: The political ecology of the resurgence of malaria in India, *Third World Network*

- 100 V.P. Sharma (1996): Re-emergence of malaria in India, *Indian Journal of Medical Research* 103, 26-45
- 101 Integrated Disease Vector Control Project (2007): A Profile, National Institute of Malaria Research, Delhi, unpublished
- 102 National Institute of Malaria Research (2009): Integrated disease vector control at BHEL, Haridwar, presentation (V.K. Dua), unpublished
- 103 G. Targett (1991): Malaria – waiting for the vaccine, *John Wiley & Sons Ltd.*, Chichester, England
- 104 V.K. Dua (1998): Organochlorine Insecticide Residues in Water from Five Lakes of Nainital, India, *Bulletin of Environmental Contamination and Toxicology* 60, 209-215
- 105 for more information please contact Virendra K. Dua at vkdua51@gmail.com
- 106 A. Kumar *et al.* (2007): Burden of Malaria in India: Retrospective and Prospective View, *The American Journal of Tropical Medicine and Hygiene*, 77(6), 69-78
- 107 K. Ghosh *et al.* (2006): A community-based health education programme for bio-environmental control of malaria through folk theatre (Kalajatha) in rural India, *Malaria Journal* 5(123)
- 108 N. Singh *et al.* (2006): Malaria control using indoor residual spraying and larvivorous fish: a case study in Betul, central India, *Tropical Medicine and International Health* 11(10), 1512-1520
- 109 P.K. Rajagopalan (1987): Control of Malaria and Filariasis Vectors in South India, *Parasitology Today* 3(8), 233-241
- 110 A. Attaran *et al.* (2006): The World Bank: false financial and statistical accounts and medical malpractice in malaria treatment, *Lancet* 368(9531), 247-52
- 111 V.P. Sharma (1998): Roll back malaria, *Current Science* 75(8), 756-757
- 112 E.A. Makundi *et al.* (2007): Priority Setting on Malaria Interventions in Tanzania: Strategies and Challenges to Mitigate Against the Intolerable Burden, *The American Journal of Tropical and Medicinal Hygiene* 77(6), 106-111
- 113 Personal communications with Dr. Gerry Killeen (October 2010)
- 114 A. Teklehaimanot, P. Mejia (2008): Malaria and poverty, *Annals of the New York Academy of Science* 1136, 32-37
- 115 NMCP (2009): Malaria – Medium Term Strategic Plan
- 116 H. Masanja *et al.* (2008): Child survival gains in Tanzania: analysis of data from demographic and health surveys, *Lancet* 371, 1276-1283
- 117 President's Malaria Initiative (2009): Malaria Operational Plan FY10
- 118 L.E.G. Mboera *et al.* (2007): Uncertainty in Malaria Control in Tanzania: Crossroads and Challenges for Future Interventions, *The American Journal of Tropical and Medicinal Hygiene* 77(6), 112-118
- 119 M. C. Castro *et al.* (2004): Integrated urban malaria control: A case study in Dar es Salaam, Tanzania, *The American Journal of Tropical and Medicinal Hygiene* 71(2), 103-117
- 120 U. Fillinger, S.W. Lindsay (2008): A tool box for operational mosquito larval control: preliminary results and early lessons from the Urban Malaria Control Programme in Dar es Salaam, Tanzania, *Malaria Journal* 7(20)
- 121 Y. Geissbühler *et al.* (2009): Microbial Larvicide Application by a Large-Scale, Community-Based Program Reduces Malaria Infection Prevalence in Urban Dar Es Salaam, Tanzania, *PLoS ONE* 4(3)
- 122 Personal communications with Khadija Kannady (October 2010)
- 123 M.C. Castro *et al.* (2009): Community-based environmental management for malaria control: evidence from a small scale intervention in Dar es Salaam, Tanzania, *Malaria Journal* 8(57)
- 124 Africa Fighting Malaria (2008): Keeping Malaria out of Zanzibar – Occasional Paper
- 125 Tanzania (2007/2008): HIV/AIDS and Malaria Indicator Survey
- 126 Personal communications with Juma Mcha (October 2010)
- 127 Personal communications with Yussuf Simai (October 2010)
- 128 Personal communications with Robert Sumaye (October 2010)
- 129 R. Sumaye *et al.* (2010): Herder Field School: development of an educational model to improve natural resource management and reduce health risks among pastoralists, unpublished
- 130 W.R. Mukabana *et al.* (2006): Ecologists can enable communities to implement malaria vector control in Africa, *Malaria Journal* 5(9)
- 131 G.F. Killeen *et al.* (2004): Rationalizing historical successes of malaria control in Africa in terms of mosquito resource availability management, *The American Journal of Tropical and Medicinal Hygiene* 71, 87 – 93
- 132 U. Kitron, A. Spielman (1989): Suppression of Transmission of Malaria through source reduction: Antianopheline Measures Applied in Israel, the United States and Italy, *Reviews of Infectious Diseases* 11(3), 391 – 406
- 133 WHO (2008): Position statement on Integrated Vector Management

## List of abbreviations

A.	<i>Anopheles</i>		
ACT	Artemisinin-based Combination Therapy		
AIDS	Acquired Immune Deficiency Syndrome		
BHEL	Bharat Heavy Electricals Limited		
Bs	<i>Bacillus sphaericus</i>		
Bti	<i>Bacillus thuringiensis israelensis</i>		
CDC	Centers for Disease Control and Prevention		
CIA	Central Intelligence Agency		
DEET	<i>N,N</i> -Diethyl-3-methylbenzamide		
DDT	Dichlorodiphenyltrichloroethane		
EPA	Environmental Protection Agency		
EU	European Union		
FAO	Food and Agriculture Organisation of the United Nations		
FFS	Farmer Field School		
GEF	Global Environment Facility		
HIV	Human Immunodeficiency Virus		
IARC	International Agency for Research on Cancer		
ICIPE	International Centre of Insect Physiology and Ecology		
IPM	Integrated Pest Management		
IRS	Indoor Residual Spraying		
ITN	Insecticide-Treated Net		
IVM	Integrated Vector Management		
		KEMRI	Kenyan Medical Research Institute
		LD	Lethal Dose
		LLIN	Long Lasting Insecticide-treated Net
		MEED	Malaria Early Epidemic Detection
		NMCP	National Malaria Control Programme
		<i>P.</i>	<i>Plasmodium</i>
		PAHO	Pan American Health Organisation
		PIC	Prior Informed Consent
		POP	Persistent Organic Pollutant
		REACH	Registration, Evaluation, Authorisation and restriction of Chemicals
		RDT	Rapid Diagnostic Test
		SP	Sulfadoxine Pyrimethamine
		UNEP	United Nations Environment Programme
		UNICEF	United Nations International Children's Fund
		US	United States
		WHO	World Health Organisation
		ZMCP	Zanzibar Malaria Control Programme





© Pestizid Aktions-Netzwerk (PAN) e. V.

Nernstweg 32, 22765 Hamburg

Tel. +49 (0)40-3991910-0

E-mail: [info@pan-germany.org](mailto:info@pan-germany.org)

[www.pan-germany.org](http://www.pan-germany.org)

**A healthy world for all. Protect humanity and the environment from pesticides. Promote alternatives.**

---